



OFFICE OF THE ASSESSOR

STATEMENT OF ASSESSED VALUATIONS,
LEVY RATES, AND TAX AMOUNTS
FOR JEFFERSON COUNTY

ASSESSED IN 2023 FOR 2024 TAXES

This abstract is available on our website as

Value, Levy and Data for Tax Year 2024

www.co.jefferson.wa.us

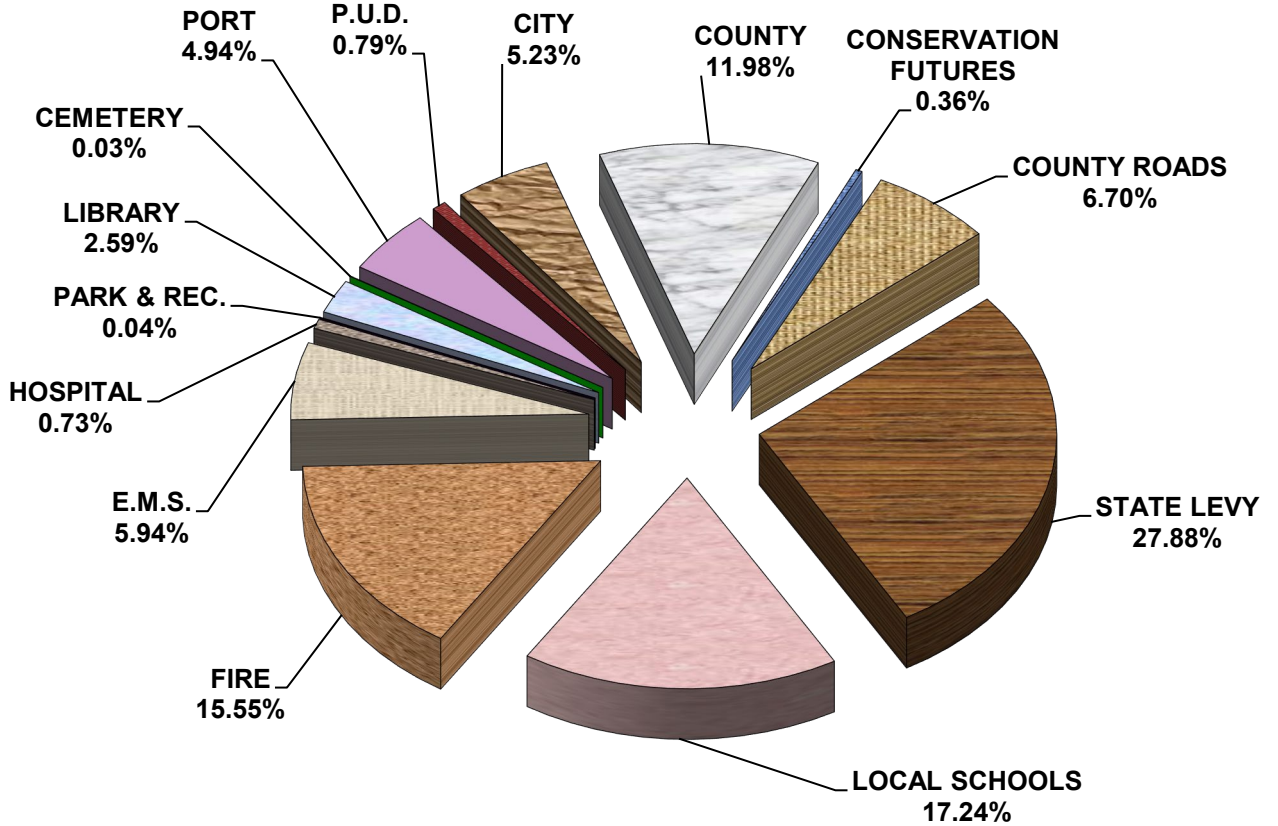
**P.O. BOX 1220, COURTHOUSE
PORT TOWNSEND, WASHINGTON 98368**

**(360) 385-9105 OFFICE
(360) 385-9197 FAX**

JEFF CHAPMAN, ASSESSOR

2024 REAL & PERSONAL PROPERTY TAX DISTRIBUTION

PERCENTAGE DISTRIBUTION FOR TAX YEAR 2024



| TAXING DISTRICT: | LEVY AMOUNT | % |
|---|------------------------|----------------|
| STATE LEVIES (SCHOOL): | \$21,169,610.00 | 27.88% |
| LOCAL SCHOOLS: | \$13,090,859.50 | 17.24% |
| FIRE DISTRICTS: | \$11,810,356.50 | 15.55% |
| EMERGENCY MEDICAL SERVICES: | \$4,511,611.45 | 5.94% |
| HOSPITAL DISTRICTS: | \$552,233.72 | 0.73% |
| PARK & RECREATION DISTRICT #1: | \$31,000.00 | 0.04% |
| LIBRARY DISTRICT #1: | \$1,967,139.26 | 2.59% |
| CEMETERY DISTRICTS: | \$24,622.89 | 0.03% |
| PORT OF PORT TOWNSEND: | \$3,757,587.77 | 4.94% |
| PUBLIC UTILITY DISTRICT #1: | \$597,549.16 | 0.79% |
| CITY OF PORT TOWNSEND: | \$3,967,933.61 | 5.23% |
| COUNTY CURRENT EXPENSE (w/ M.H., D.D., & V.R.): | \$9,097,352.73 | 11.98% |
| CONSERVATION FUTURES | \$272,794.65 | 0.36% |
| COUNTY ROADS (w/DIVERSION): | \$5,084,470.26 | 6.70% |
| TOTAL: | \$75,935,121.50 | 100.00% |

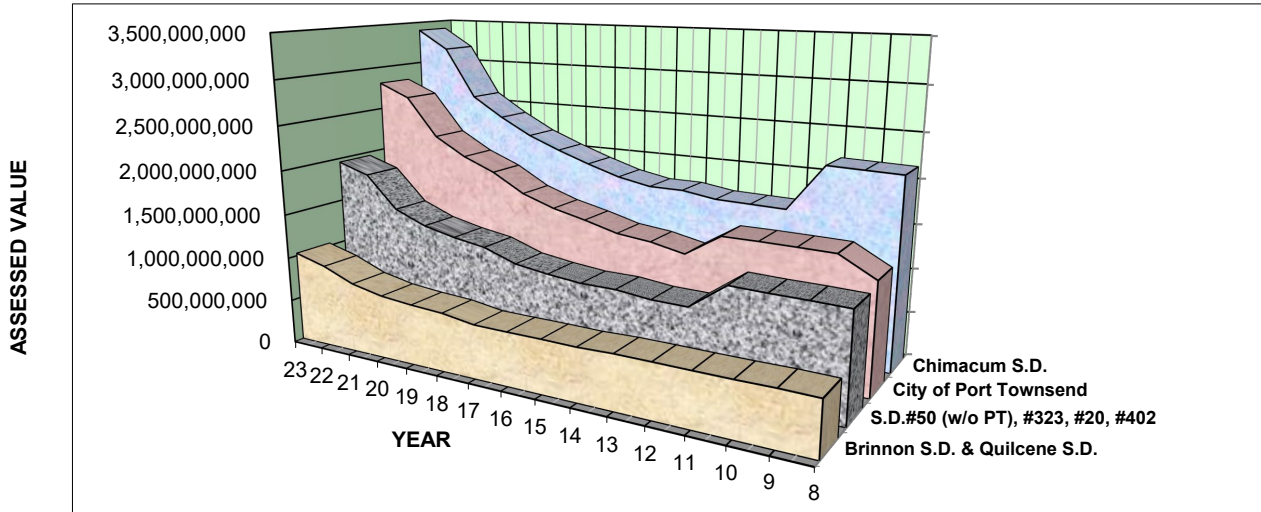
| | | |
|---|-----------------|------------------------|
| LOCALLY ASSESSED REAL & PERSONAL VALUATION: | \$9,273,733,967 | |
| LESS SENIOR CITIZEN EXEMPTIONS (A & B): | | \$107,304,333 |
| PUBLIC UTILITIES ASSESSED VALUATION: | \$22,717,822 | |
| TOTAL TAXABLE VALUE: | | \$9,189,147,456 |

| | |
|---------------------------------------|---------------|
| COUNTY WIDE NEW CONSTRUCTION IN 2023: | \$110,121,765 |
|---------------------------------------|---------------|

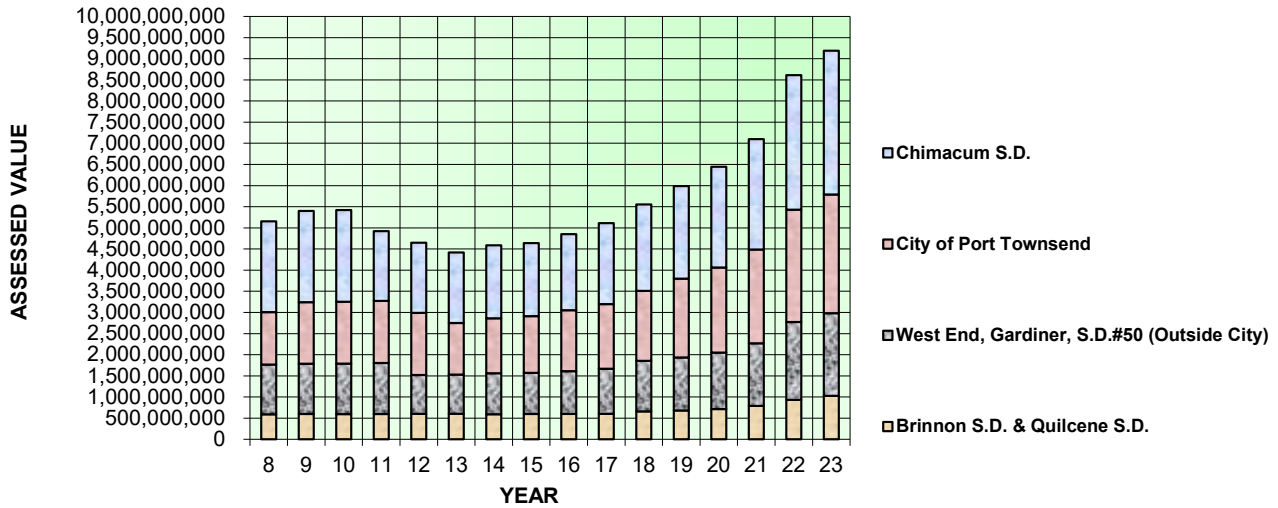
| | | |
|--|--------------------------------|----------------|
| TOTAL AMOUNT FORCASTED FOR TIMBER TAX DISTRIBUTION: | FOR BOND LEVIES: | \$133,287.74 |
| | FOR SCHOOL EP & O LEVIES: | \$147,177.93 |
| | FOR REMAINING DISTRICTS: | \$1,226,056.71 |
| | RESERVE FOR 2025 DISTRIBUTION: | \$301,304.48 |

ASSESSED VALUE (TAXABLE)

BY REVALUATION AREA
2008 to 2023



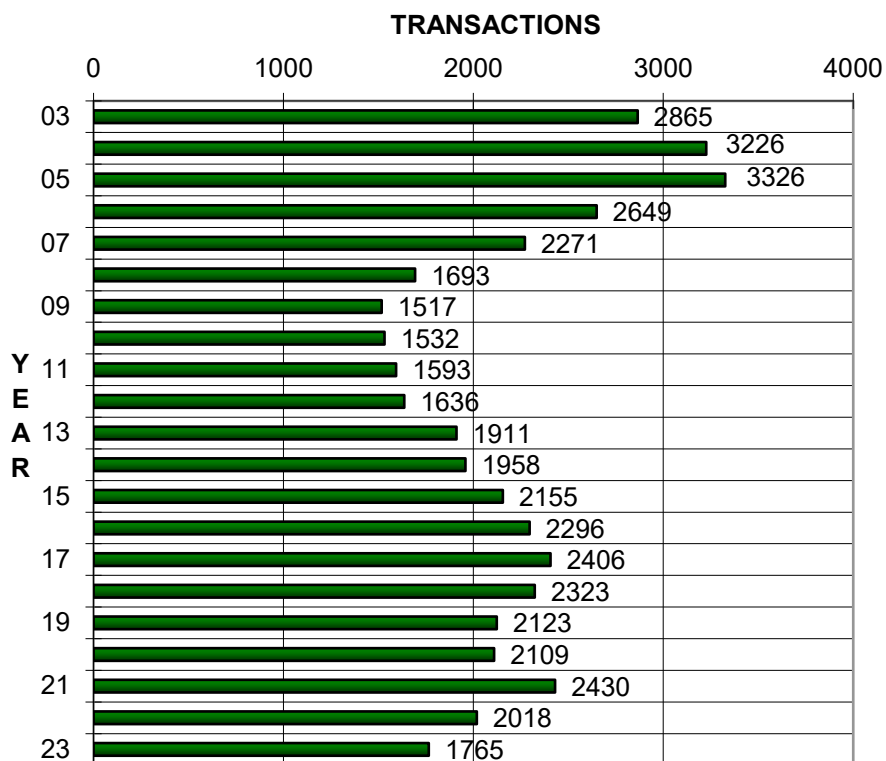
COUNTY WIDE
2008 to 2023



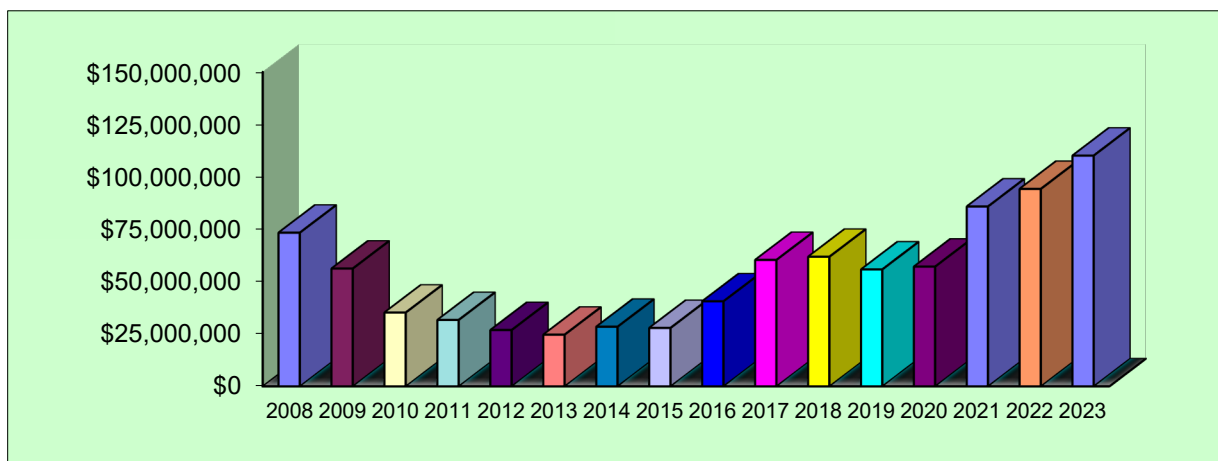
| | | | | | | | |
|------|---------------|------|---------------|------|---------------|------|---------------|
| 2008 | 5,154,461,342 | 2012 | 4,648,734,415 | 2016 | 4,851,434,878 | 2020 | 6,445,175,673 |
| 2009 | 5,400,135,602 | 2013 | 4,418,216,296 | 2017 | 5,111,357,748 | 2021 | 7,098,416,106 |
| 2010 | 5,421,260,420 | 2014 | 4,587,247,864 | 2018 | 5,553,846,929 | 2022 | 8,611,499,998 |
| 2011 | 4,922,402,055 | 2015 | 4,639,591,919 | 2019 | 5,988,145,402 | 2023 | 9,189,147,456 |

COUNTY WIDE TAXABLE VALUES

REAL ESTATE TRANSACTIONS JEFFERSON COUNTY



NEW CONSTRUCTION JEFFERSON COUNTY 2008 TO 2023



| | | | | | | | |
|------|--------------|------|--------------|------|--------------|------|---------------|
| 2008 | \$73,363,445 | 2012 | \$26,874,430 | 2016 | \$40,589,048 | 2020 | \$57,170,179 |
| 2009 | \$56,236,445 | 2013 | \$24,650,424 | 2017 | \$60,368,917 | 2021 | \$85,869,267 |
| 2010 | \$35,217,135 | 2014 | \$28,445,199 | 2018 | \$61,873,600 | 2022 | \$94,251,427 |
| 2011 | \$31,693,950 | 2015 | \$27,881,844 | 2019 | \$55,824,248 | 2023 | \$110,121,765 |

CALENDAR OF BONDS & VOTED LEVIES

| | | 2 | 2 | 2 | 2 | 2 | 2 | 2 | 2 | 2 | 2 | 2 | 2 | 2 | 2 | 2 | 2 | 2 | 2 | 2 | 2 | 2 | 2 | 2 | 2 | 2 | 2 | 2 | |
|------------------------------------|---|---|---|---|---|---|---|---|---|---|---|---|---|---|---|---|---|---|---|---|---|---|---|---|---|---|---|---|---|
| DISTRICT/TYPE | | 0 | 1 | 2 | 3 | 4 | 5 | 6 | 7 | 8 | 9 | 0 | 1 | 1 | 1 | 1 | 1 | 1 | 1 | 1 | 2 | 2 | 2 | 2 | 2 | 2 | 2 | 2 | |
| *SCHOOL DISTRICTS* | | | | | | | | | | | | | | | | | | | | | | | | | | | | | |
| #20 (QUEETS/CLEARWATER) | BOND EP&O | * | * | * | * | * | * | * | * | * | * | * | * | * | * | * | * | * | * | * | * | * | * | * | * | * | * | * | * |
| #46 (BRINNON) | BOND EP&O | * | * | * | * | * | * | * | * | * | * | * | * | * | * | * | * | * | * | * | * | * | * | * | * | * | * | * | * |
| #48 (QUILCENE) | (98) BOND (20) CAPITAL PROJECTS EP&O | * | * | * | * | * | * | * | * | * | * | * | * | * | * | * | * | * | * | * | * | * | * | * | * | * | * | * | * |
| #49 (CHIMACUM) | (18) CAPITAL PROJECTS EP&O | * | * | * | * | * | * | * | * | * | * | * | * | * | * | * | * | * | * | * | * | * | * | * | * | * | * | * | * |
| #50 (PT TOWNSEND) | (16) BOND (22) CAPITAL PROJECTS EP&O | * | * | * | * | * | * | * | * | * | * | * | * | * | * | * | * | * | * | * | * | * | * | * | * | * | * | * | * |
| #323 (SEQUIM) | (21) CAPITAL PROJECTS EP&O | * | * | * | * | * | * | * | * | * | * | * | * | * | * | * | * | * | * | * | * | * | * | * | * | * | * | * | * |
| #402 (QUILLAYUTE) | (09) BOND EP&O | * | * | * | * | * | * | * | * | * | * | * | * | * | * | * | * | * | * | * | * | * | * | * | * | * | * | * | * |
| *FIRE DISTRICTS* | | | | | | | | | | | | | | | | | | | | | | | | | | | | | |
| #1 (EJFR) | REGULAR LEVY E.M.S. LEVY | * | * | * | * | * | * | * | * | * | * | * | * | * | * | * | * | * | * | * | * | * | * | * | * | * | * | * | * |
| #2 (QUILCENE) | REGULAR LEVY E.M.S. LEVY | * | * | * | * | * | * | * | * | * | * | * | * | * | * | * | * | * | * | * | * | * | * | * | * | * | * | * | * |
| #4 (BRINNON) | (19) BOND REGULAR LEVY E.M.S. LEVY | * | * | * | * | * | * | * | * | * | * | * | * | * | * | * | * | * | * | * | * | * | * | * | * | * | * | * | * |
| #5 (DISCOVERY BAY) | REGULAR LEVY E.M.S. LEVY (16) BOND | * | * | * | * | * | * | * | * | * | * | * | * | * | * | * | * | * | * | * | * | * | * | * | * | * | * | * | * |
| #7 (CLEARWATER) | REGULAR LEVY | * | * | * | * | * | * | * | * | * | * | * | * | * | * | * | * | * | * | * | * | * | * | * | * | * | * | * | * |
| #8 CLALLAM-JEFFERSON (GARDINER) | REGULAR LEVY E.M.S. LEVY | * | * | * | * | * | * | * | * | * | * | * | * | * | * | * | * | * | * | * | * | * | * | * | * | * | * | * | * |
| #9 CLALLAM-JEFFERSON (FORKS) | REGULAR LEVY | * | * | * | * | * | * | * | * | * | * | * | * | * | * | * | * | * | * | * | * | * | * | * | * | * | * | * | * |
| *HOSPITAL* | | | | | | | | | | | | | | | | | | | | | | | | | | | | | |
| #2 (EAST END) | (04) ADMIN BOND | | | | | | | | | | | | | | | | | | | | | | | | | | | | |
| *LIBRARY* | | | | | | | | | | | | | | | | | | | | | | | | | | | | | |
| | REGULAR LEVY | * | * | * | * | * | * | * | * | * | * | * | * | * | * | * | * | * | * | * | * | * | * | * | * | * | * | * | * |
| *CITY* | | | | | | | | | | | | | | | | | | | | | | | | | | | | | |
| | REGULAR LEVY E.M.S. LEVY LIBRARY LID LIFT FIRE LID LIFT MTN VIEW BOND | * | * | * | * | * | * | * | * | * | * | * | * | * | * | * | * | * | * | * | * | * | * | * | * | * | * | * | * |
| *PARK & RECREATION* | | | | | | | | | | | | | | | | | | | | | | | | | | | | | |
| #1 (COYLE) | REGULAR LEVY | * | * | * | * | * | * | * | * | * | * | * | * | * | * | * | * | * | * | * | * | * | * | * | * | * | * | * | * |
| *PORT* | | | | | | | | | | | | | | | | | | | | | | | | | | | | | |
| | IDD LEVY | * | * | * | * | * | * | * | * | * | * | * | * | * | * | * | * | * | * | * | * | * | * | * | * | * | * | * | * |

S = START (1ST YEAR OF LEVY) E = END (LAST YEAR OF LEVY) LL=LID LIFT CP=CAPITAL PROJECT LEVY P=PERMANENT
 FIRE #1 MERGED 2005 CITY FIRE LL/EMS ANNEXED W/FD#1 2018 FIRE #1 MERGED 2022

JEFFERSON COUNTY 2024 TAX LEVY RATES

| TAX CODE | TAXING DISTRICT | FULL LEVY RATE /\$1000 | SENIOR LEVY RATE/\$1000 |
|----------|---------------------|------------------------|-------------------------|
| 110 | C-50H2F1E1 | 8.9604214329 | 6.2265696879 |
| 101 | 1-50H2L1 | 6.8416493176 | 4.1620701222 |
| 102 | 1-50E1H2L1 | 7.3416493176 | 4.6620701222 |
| 103 | 1-50E5H2L1 | 7.4739827514 | 4.5590395566 |
| 106 | 1-50E8H2L1 | 7.1958350342 | 4.5162558388 |
| 107 | 1-50E8H2C3L1 | 7.2243070754 | 4.5447278800 |
| 111 | 1-50F1E1H2L1 | 8.6506775008 | 5.9710983054 |
| 119 | 1-50F1E1H2L1 FARM | 6.3370803915 | 4.4652717029 |
| 151 | 1-50F5E5H2L1 | 8.3953692987 | 5.4804261039 |
| 181 | 1-50F8E8H2C3L1 | 8.3443217793 | 5.6647425839 |
| 201 | 1-49H2L1 | 6.0029727769 | 4.1620701222 |
| 202 | 1-49E1H2L1 | 6.5029727769 | 4.6620701222 |
| 203 | 1-49E1H2L1 | 6.5029727769 | 4.6620701222 |
| 205 | 1-49E2H2L1P1 | 6.5819207566 | 4.7410181019 |
| 206 | 1-49E2H2L1 | 6.4662927122 | 4.6253900575 |
| 211 | 1-49F1E1H2L1 | 7.8120009601 | 5.9710983054 |
| 212 | 1-49F1E1W1H2L1 | 7.8120009601 | 5.9710983054 |
| 213 | 1-49F1E1H2L1 | 7.8120009601 | 5.9710983054 |
| 219 | 1-49F1E1H2L1 FARM | 5.4984038508 | 4.4652717029 |
| 221 | 1-49F2E2H2L1 | 7.2893356759 | 5.4484330212 |
| 222 | 1-49F2E2H2L1P1 | 7.4049637203 | 5.5640610656 |
| 300 | 1-48H2C2L1Z2 | 6.0323998834 | 4.1884107439 |
| 301 | 1-48E2H2C2L1 | 6.4957198187 | 4.6517306792 |
| 302 | 1-48E2H2C2L1P1 | 6.6113478631 | 4.7673587236 |
| 303 | 1-48E2H2C2L1Z2 | 6.4957198187 | 4.6517306792 |
| 304 | 1-48E2H2C2L1Z1 | 6.4957198187 | 4.6517306792 |
| 305 | 1-48E5H2C2L1 | 6.6647333172 | 4.5853801783 |
| 306 | 1-48E1H2C2L1P1 | 6.6480279278 | 4.8040387883 |
| 307 | 1-48E2H2C2L1Z3 | 6.4957198187 | 4.6517306792 |
| 308 | 1-48H2C2L1 | 6.0323998834 | 4.1884107439 |
| 309 | 1-48H2C2L1Z3 | 6.0323998834 | 4.1884107439 |
| 313 | 1-48F1E1H2C2L1P1 | 7.9570561110 | 6.1130669715 |
| 320 | 1-48F2E2H2C2L1Z2 | 7.3187627824 | 5.4747736429 |
| 321 | 1-48F2E2H2C2L1 | 7.3187627824 | 5.4747736429 |
| 323 | 1-48F2E2H2C2L1P1 | 7.4343908268 | 5.5904016873 |
| 324 | 1-48F2E2H2C2L1Z3 | 7.3187627824 | 5.4747736429 |
| 329 | 1-48F2E2H2C2L1 FARM | 5.0051656731 | 3.9689470404 |
| 351 | 1-48F5E5H2C2L1 | 7.5861198645 | 5.5067667256 |
| 401 | 1-46E4H2C1L1 | 6.4702754753 | 4.6737663708 |
| 402 | 1-46E4H2C1L1Z1 | 6.4702754753 | 4.6737663708 |
| 403 | 1-46E4H2C1L1Z2 | 6.4702754753 | 4.6737663708 |
| 404 | 1-46E4H2L1 | 6.4585792267 | 4.6620701222 |
| 405 | 1-46E4H2L1Z1 | 6.4585792267 | 4.6620701222 |
| 406 | 1-46E4H2L1Z2 | 6.4585792267 | 4.6620701222 |
| 440 | 1-46F4E4H2C1L1Z1 | 7.9702754753 | 6.1737663708 |
| 441 | 1-46F4E4H2C1L1 | 7.9702754753 | 6.1737663708 |
| 442 | 1-46F4E4W2H2C1L1 | 7.9702754753 | 6.1737663708 |
| 443 | 1-46F4E4H2C1L1Z2 | 7.9702754753 | 6.1737663708 |
| 444 | 1-46F4E4H2L1 | 7.9585792267 | 6.1620701222 |
| 445 | 1-46F4E4H2L1Z1 | 7.9585792267 | 6.1620701222 |
| 446 | 1-46F4E4H2L1Z2 | 7.9585792267 | 6.1620701222 |
| 501 | 1-20L1 | 5.6883253273 | 4.1043054834 |
| 502 | 1-20H1L1 | 6.2764683040 | 4.6924484601 |
| 571 | 1-20F7H1L1 | 6.6079977488 | 5.0239779049 |
| 601 | 1-402H1L1 | 7.5549382035 | 4.6924484601 |
| 691 | 1-402F9H1L1 | 8.0339512085 | 5.1714614651 |
| 703 | 1-323E8H2C3L1 | 6.6539453765 | 4.5447278800 |
| 781 | 1-323F8E8H2C3L1 | 7.7739600804 | 5.6647425839 |

JEFFERSON COUNTY 2023/2024 LEVY RATE COMPARISONS

| TAX CODE | TAXING DISTRICT | LEVY RATE /\$1000 | | | | | | |
|---|-----------------|---------------------|--------------|--------------|-------------|--------------|--------------|-------|
| | | 2023 FULL | 2024 FULL | %DIFF. | 2023 SENIOR | 2024 SENIOR | %DIFF. | |
| City SD #50 (Outside Port Townsend) | 110 | C-50H2F1E1 | 8.4992659454 | 8.9604214329 | 5.4% | 5.7535020173 | 6.2265696879 | 8.2% |
| | 101 | 1-50H2L1 | 6.9938113972 | 6.8416493176 | -2.2% | 4.3053566948 | 4.1620701222 | -3.3% |
| | 102 | 1-50E1H2L1 | 7.3538016411 | 7.3416493176 | -0.2% | 4.6653469387 | 4.6620701222 | -0.1% |
| | 103 | 1-50E5H2L1 | 7.6615714122 | 7.4739827514 | -2.4% | 4.7071972753 | 4.5590395566 | -3.1% |
| | 106 | 1-50E8H2L1 | 7.3639220385 | 7.1958350342 | -2.3% | 4.6754673361 | 4.5162558388 | -3.4% |
| | 107 | 1-50E8H2C3L1 | 7.3961236735 | 7.2243070754 | -2.3% | 4.7076689711 | 4.5447278800 | -3.5% |
| | 111 | 1-50F1E1H2L1 | 8.2000779947 | 8.6506775008 | 5.5% | 5.5116232923 | 5.9710983054 | 8.3% |
| | 119 | 1-50F1E1H2L1 FARM | 5.8459176415 | 6.3370803915 | 8.4% | 3.9778491284 | 4.4652717029 | 12.3% |
| | 151 | 1-50F5E5H2L1 | 8.6182573288 | 8.3953692987 | -2.6% | 5.6638831919 | 5.4804261039 | -3.2% |
| | 181 | 1-50F8E8H2C3L1 | 8.5280056043 | 8.3443217793 | -2.2% | 5.8395509019 | 5.6647425839 | -3.0% |
| SD #49 Chimacum | 201 | 1-49H2L1 | 6.2261830658 | 6.0029727769 | -3.6% | 4.3053566948 | 4.1620701222 | -3.3% |
| | 202 | 1-49E1H2L1 | 6.5861733097 | 6.5029727769 | -1.3% | 4.6653469387 | 4.6620701222 | -0.1% |
| | 203 | 1-49E1H2L1 | 6.5915504110 | 6.5029727769 | -1.3% | 4.6707240400 | 4.6620701222 | -0.2% |
| | 205 | 1-49E2H2L1P1 | 6.8378652159 | 6.5819207566 | -3.7% | 4.9170388449 | 4.7410181019 | -3.6% |
| | 206 | 1-49E2H2L1 | 6.7261830658 | 6.4662927122 | -3.9% | 4.8053566948 | 4.6253900575 | -3.7% |
| | 211 | 1-49F1E1H2L1 | | 7.8120009601 | | | 5.9710983054 | |
| | 212 | 1-49F1E1W1H2L1 | | 7.8120009601 | | | 5.9710983054 | |
| | 213 | 1-49F1E1H2L1 | 7.6178874534 | 7.8120009601 | 2.5% | 5.6970610824 | 5.9710983054 | 4.8% |
| | 219 | 1-49F1E1H2L1 FARM | 5.0782893101 | 5.4984038508 | 8.3% | 3.9778491284 | 4.4652717029 | 12.3% |
| | 221 | 1-49F2E2H2L1 | 7.6178874534 | 7.2893356759 | -4.3% | 5.6970610824 | 5.4484330212 | -4.4% |
| SD #48 Quilcene | 222 | 1-49F2E2H2L1P1 | 7.7295696035 | 7.4049637203 | -4.2% | 5.8087432325 | 5.5640610656 | -4.2% |
| | 300 | 1-48H2C2L1Z2 | 6.2909769292 | 6.0323998834 | -4.1% | 4.3337442169 | 4.1884107439 | -3.4% |
| | 301 | 1-48E2H2C2L1 | 6.7909769292 | 6.4957198187 | -4.3% | 4.8337442169 | 4.6517306792 | -3.8% |
| | 302 | 1-48E2H2C2L1P1 | 6.9026590793 | 6.6113478631 | -4.2% | 4.9454263670 | 4.7673587236 | -3.6% |
| | 303 | 1-48E2H2C2L1Z2 | 6.7909769292 | 6.4957198187 | -4.3% | 4.8337442169 | 4.6517306792 | -3.8% |
| | 304 | 1-48E2H2C2L1Z1 | 6.7909769292 | 6.4957198187 | -4.3% | 4.8337442169 | 4.6517306792 | -3.8% |
| | 305 | 1-48E5H2C2L1 | 6.9587369442 | 6.6647333172 | -4.2% | 4.7355847974 | 4.5853801783 | -3.2% |
| | 306 | 1-48E1H2C2L1P1 | 6.7680264245 | 6.6480279278 | -1.8% | 4.8107937122 | 4.8040387883 | -0.1% |
| | 307 | 1-48E2H2C2L1Z3 | 6.7909769292 | 6.4957198187 | -4.3% | 4.8337442169 | 4.6517306792 | -3.8% |
| | 308 | 1-48H2C2L1 | 6.2909769292 | 6.0323998834 | -4.1% | 4.3337442169 | 4.1884107439 | -3.4% |
| SD #46 Brinnon | 309 | 1-48H2C2L1Z3 | 6.2909769292 | 6.0323998834 | -4.1% | 4.3337442169 | 4.1884107439 | -3.4% |
| | 313 | 1-48F1E1H2C2L1P1 | | 7.9570561110 | | | 6.1130669715 | |
| | 320 | 1-48F2E2H2C2L1Z2 | 7.6826813168 | 7.3187627824 | -4.7% | 5.7254486045 | 5.4747736429 | -4.4% |
| | 321 | 1-48F2E2H2C2L1 | 7.6826813168 | 7.3187627824 | -4.7% | 5.7254486045 | 5.4747736429 | -4.4% |
| | 323 | 1-48F2E2H2C2L1P1 | 7.7943634669 | 7.4343908268 | -4.6% | 5.8371307546 | 5.5904016873 | -4.2% |
| | 324 | 1-48F2E2H2C2L1Z3 | 7.6826813168 | 7.3187627824 | -4.7% | 5.7254486045 | 5.4747736429 | -4.4% |
| | 329 | 1-48F2E2H2C2L1 FARM | 5.3285209636 | 5.0051656731 | -6.1% | 4.1916744406 | 3.9689470404 | -5.3% |
| | 351 | 1-48F5E5H2C2L1 | 7.9154228608 | 7.5861198645 | -4.2% | 5.6922707140 | 5.5067667256 | -3.3% |
| | 401 | 1-46E4H2C1L1 | 6.6087391851 | 6.4702754753 | -2.1% | 4.6815605620 | 4.6737663708 | -0.2% |
| | 402 | 1-46E4H2C1L1Z1 | 6.6087391851 | 6.4702754753 | -2.1% | 4.6815605620 | 4.6737663708 | -0.2% |
| West End | 403 | 1-46E4H2C1L1Z2 | 6.6087391851 | 6.4702754753 | -2.1% | 4.6815605620 | 4.6737663708 | -0.2% |
| | 404 | 1-46E4H2L1 | 6.5958834013 | 6.4585792267 | -2.1% | 4.6687047782 | 4.6620701222 | -0.1% |
| | 405 | 1-46E4H2L1Z1 | 6.5958834013 | 6.4585792267 | -2.1% | 4.6687047782 | 4.6620701222 | -0.1% |
| | 406 | 1-46E4H2L1Z2 | 6.5958834013 | 6.4585792267 | -2.1% | 4.6687047782 | 4.6620701222 | -0.1% |
| | 440 | 1-46F4E4H2C1L1Z1 | 7.5479235388 | 7.9702754753 | 5.6% | 5.6207449157 | 6.1737663708 | 9.8% |
| | 441 | 1-46F4E4H2C1L1 | 7.5479235388 | 7.9702754753 | 5.6% | 5.6207449157 | 6.1737663708 | 9.8% |
| | 442 | 1-46F4E4W2H2C1L1 | 7.5479235388 | 7.9702754753 | 5.6% | 5.6207449157 | 6.1737663708 | 9.8% |
| | 443 | 1-46F4E4H2C1L1Z2 | 7.5479235388 | 7.9702754753 | 5.6% | 5.6207449157 | 6.1737663708 | 9.8% |
| | 444 | 1-46F4E4H2L1 | 7.5350677550 | 7.9585792267 | 5.6% | 5.6078891319 | 6.1620701222 | 9.9% |
| | 445 | 1-46F4E4H2L1Z1 | 7.5350677550 | 7.9585792267 | 5.6% | 5.6078891319 | 6.1620701222 | 9.9% |
| Gardiner | 446 | 1-46F4E4H2L1Z2 | 7.5350677550 | 7.9585792267 | 5.6% | 5.6078891319 | 6.1620701222 | 9.9% |
| | 501 | 1-20L1 | 6.2989675254 | 5.6883253273 | -9.7% | 4.2454093652 | 4.1043054834 | -3.3% |
| | 502 | 1-20H1L1 | 6.8920162865 | 6.2764683040 | -8.9% | 4.8384581263 | 4.6924484601 | -3.0% |
| | 571 | 1-20F7H1L1 | 7.2419993240 | 6.6079977488 | -8.8% | 5.1884411638 | 5.0239779049 | -3.2% |
| Gardiner | 601 | 1-402H1L1 | 7.9690217322 | 7.5549382035 | -5.2% | 4.8384581263 | 4.6924484601 | -3.0% |
| | 691 | 1-402F9H1L1 | 8.4760481951 | 8.0339512085 | -5.2% | 5.3454845892 | 5.1714614651 | -3.3% |
| | 703 | 1-323E8H2C3L1 | 6.8860232623 | 6.6539453765 | -3.4% | 4.7076689711 | 4.5447278800 | -3.5% |
| | 781 | 1-323F8E8H2C3L1 | 8.0179051931 | 7.7739600804 | -3.0% | 5.8395509019 | 5.6647425839 | -3.0% |

2024 BREAKDOWN OF TAXING DISTRICTS:

| | | | |
|---------------------------------|---------------------|-----------------------------------|--------------|
| STATE LEVY (SCHOOL): Part 1 | 1.5058266025 | P.U.D. #1: General | 0.0650277039 |
| Part 2 | 0.8077705068 | | |
| STATE Total: | 2.3135971093 | | |
| | | SCHOOL DIST # 20: EP&O | 0.7762493371 |
| | | SCHOOL DIST # 46: EP&O | 0.6945522507 |
| COUNTY: Current Expense | 0.9731713636 | SCHOOL DIST # 48: EP&O | 1.0362186327 |
| - Mental Health | 0.0055896056 | SCHOOL DIST # 49: Capital Project | 0.3909558644 |
| - Development Disabilities | 0.0055896056 | SCHOOL DIST # 49: EP&O | 0.6421762835 |
| - Veteran's Relief | 0.0056599538 | SCHOOL DIST # 50: Bond | 0.6261670565 |
| COUNTY Total: | 0.9900105286 | SCHOOL DIST # 50: Capital Project | 0.4475682603 |
| | | SCHOOL DIST # 50: EP&O | 0.7980733718 |
| COUNTY Conservation Futures | 0.0296866114 | SCHOOL DIST #323: Capital Project | 0.4344942546 |
| | | SCHOOL DIST #323: EP&O | 0.8669527351 |
| COUNTY ROADS: General | 0.6994881589 | SCHOOL DIST #402: Bond | 1.2359172721 |
| COUNTY ROADS: Diversion to C.E. | 0.0971408999 | SCHOOL DIST #402: EP&O | 0.8188019645 |
| COUNTY ROADS Total: | 0.7966290588 | | |
| | | FIRE DIST #1: General | 1.3090281832 |
| CITY OF P.T.: General | 0.9259771437 | FIRE DIST #2: General | 0.8230429637 |
| CITY OF P.T.: Library LID Lift | 0.4343324555 | FIRE DIST #4: General | 1.5000000000 |
| CITY OF P.T. Total: | 1.3603095992 | FIRE DIST #4: Bond | 0.2941863470 |
| | | FIRE DIST #5: General | 0.9213865473 |
| CITY OF P.T.: Mt. View Bond | 0.0542725496 | FIRE DIST #5: Bond | 0.2353639994 |
| | | FIRE DIST #7: General | 0.3315294448 |
| | | CLALL-JEFF FIRE DIST #8: General | 1.1200147039 |
| CEMETERY DIST #1: General | 0.0116962486 | CLALL-JEFF FIRE DIST #9: General | 0.4790130050 |
| CEMETERY DIST #2: General | 0.0263406217 | | |
| CEMETERY DIST #3: General | 0.0284720412 | | |
| | | FIRE DIST #1: E.M.S. | 0.5000000000 |
| | | FIRE DIST #2: E.M.S. | 0.4633199353 |
| LIBRARY DIST #1: General | 0.3082091579 | FIRE DIST #4: E.M.S. | 0.5000000000 |
| | | FIRE DIST #5: E.M.S. | 0.3969694344 |
| | | CLALL-JEFF FIRE DIST #8: E.M.S. | 0.3541857166 |
| HOSPITAL DIST #1: General | 0.5881429767 | | |
| HOSPITAL DIST #2: General | 0.0577646388 | | |
| | | PORT OF P.T.: General | 0.1222418919 |
| PARK & REC DIST #1: General | 0.1156280444 | PORT OF P.T.: IDD | 0.2866739284 |

JEFFERSON COUNTY COMPOSITE LEVY RATES FOR 2024

| TAX CODE | TAXING DISTRICTS | | | | | | | | | | | | | | FULL LEVY TOTAL |
|----------|------------------|--------------|--------------|--------------|--------------|--------------|------------------------------|-------------------------|-----------------------------|------------------------|------------------------|------------------------|------------------------|-------------------------|-----------------|
| | COUNTY | CONFERENCE | PORTRAIT | PUD | ROADS | CITY | STATE LEVY | SCHOOL | FIRE | EMS | HOSPITAL | CEMETERY | LIBRARY | PARK | |
| | AREA | | | | | | | | | | | | | | |
| 110 | 0.9900105286 | 0.0296866114 | 0.4089158203 | 0.0650277039 | | 1.4145821488 | 1.5058266025 0.8077705068 | S.D.#50 1.8718086886 | F.D.#1 1.3090281832 | EMS #1 0.5000000000 | H.D.#2 0.0577646388 | | | | 8.9604214329 |
| 101 | 0.9900105286 | 0.0296866114 | 0.4089158203 | 0.0650277039 | 0.7966290588 | | 1.5058266025 0.8077705068 | S.D.#50 1.8718086886 | | | H.D.#2 0.0577646388 | | L.D.#1 0.3082091579 | | 6.8416493176 |
| 102 | 0.9900105286 | 0.0296866114 | 0.4089158203 | 0.0650277039 | 0.7966290588 | | 1.5058266025 0.8077705068 | S.D.#50 1.8718086886 | | EMS #1 0.5000000000 | H.D.#2 0.0577646388 | | L.D.#1 0.3082091579 | | 7.3416493176 |
| 103 | 0.9900105286 | 0.0296866114 | 0.4089158203 | 0.0650277039 | 0.7966290588 | | 1.5058266025 0.8077705068 | S.D.#50 1.8718086886 | F.D.#5 BOND 0.2353639994 | EMS #5 0.3969694344 | H.D.#2 0.0577646388 | | L.D.#1 0.3082091579 | | 7.4739827514 |
| 106 | 0.9900105286 | 0.0296866114 | 0.4089158203 | 0.0650277039 | 0.7966290588 | | 1.5058266025 0.8077705068 | S.D.#50 1.8718086886 | | EMS #8 0.3541857166 | H.D.#2 0.0577646388 | | L.D.#1 0.3082091579 | | 7.1958350342 |
| 107 | 0.9900105286 | 0.0296866114 | 0.4089158203 | 0.0650277039 | 0.7966290588 | | 1.5058266025 0.8077705068 | S.D.#50 1.8718086886 | | EMS #8 0.3541857166 | H.D.#2 0.0577646388 | C.D.#3 0.0284720412 | L.D.#1 0.3082091579 | | 7.2243070754 |
| 111 | 0.9900105286 | 0.0296866114 | 0.4089158203 | 0.0650277039 | 0.7966290588 | | 1.5058266025 0.8077705068 | S.D.#50 1.8718086886 | F.D.#1 1.3090281832 | EMS #1 0.5000000000 | H.D.#2 0.0577646388 | | L.D.#1 0.3082091579 | | 8.6506775008 |
| 119 | 0.9900105286 | 0.0296866114 | 0.4089158203 | 0.0650277039 | 0.7966290588 | | | S.D.#50 1.8718086886 | F.D.#1 1.3090281832 | EMS #1 0.5000000000 | H.D.#2 0.0577646388 | | L.D.#1 0.3082091579 | | 6.3370803915 |
| 151 | 0.9900105286 | 0.0296866114 | 0.4089158203 | 0.0650277039 | 0.7966290588 | | 1.5058266025 0.8077705068 | S.D.#50 1.8718086886 | F.D.#5 1.1567505467 | EMS #5 0.3969694344 | H.D.#2 0.0577646388 | | L.D.#1 0.3082091579 | | 8.3953692987 |
| 181 | 0.9900105286 | 0.0296866114 | 0.4089158203 | 0.0650277039 | 0.7966290588 | | 1.5058266025 0.8077705068 | S.D.#50 1.8718086886 | F.D.#8 1.1200147039 | EMS #8 0.3541857166 | H.D.#2 0.0577646388 | C.D.#3 0.0284720412 | L.D.#1 0.3082091579 | | 8.3443217793 |
| 201 | 0.9900105286 | 0.0296866114 | 0.4089158203 | 0.0650277039 | 0.7966290588 | | 1.5058266025 0.8077705068 | S.D.#49 1.0331321479 | | | H.D.#2 0.0577646388 | | L.D.#1 0.3082091579 | | 6.0029727769 |
| 202 | 0.9900105286 | 0.0296866114 | 0.4089158203 | 0.0650277039 | 0.7966290588 | | 1.5058266025 0.8077705068 | S.D.#49 1.0331321479 | | EMS #1 0.5000000000 | H.D.#2 0.0577646388 | | L.D.#1 0.3082091579 | | 6.5029727769 |
| 203 | 0.9900105286 | 0.0296866114 | 0.4089158203 | 0.0650277039 | 0.7966290588 | | 1.5058266025 0.8077705068 | S.D.#49 1.0331321479 | | EMS #1 0.5000000000 | H.D.#2 0.0577646388 | | L.D.#1 0.3082091579 | | 6.5029727769 |
| 205 | 0.9900105286 | 0.0296866114 | 0.4089158203 | 0.0650277039 | 0.7966290588 | | 1.5058266025 0.8077705068 | S.D.#49 1.0331321479 | | EMS #2 0.4633199353 | H.D.#2 0.0577646388 | | L.D.#1 0.3082091579 | P.&R.#1 0.1156280444 | 6.5819207566 |
| 206 | 0.9900105286 | 0.0296866114 | 0.4089158203 | 0.0650277039 | 0.7966290588 | | 1.5058266025 0.8077705068 | S.D.#49 1.0331321479 | | EMS #2 0.4633199353 | H.D.#2 0.0577646388 | | L.D.#1 0.3082091579 | | 6.4662927122 |
| 211 | 0.9900105286 | 0.0296866114 | 0.4089158203 | 0.0650277039 | 0.7966290588 | | 1.5058266025 0.8077705068 | S.D.#49 1.0331321479 | F.D.#1 1.3090281832 | EMS #1 0.5000000000 | H.D.#2 0.0577646388 | | L.D.#1 0.3082091579 | | 7.8120009601 |
| 212 | 0.9900105286 | 0.0296866114 | 0.4089158203 | 0.0650277039 | 0.7966290588 | | 1.5058266025 0.8077705068 | S.D.#49 1.0331321479 | F.D.#1 1.3090281832 | EMS #1 0.5000000000 | H.D.#2 0.0577646388 | | L.D.#1 0.3082091579 | | 7.8120009601 |
| 213 | 0.9900105286 | 0.0296866114 | 0.4089158203 | 0.0650277039 | 0.7966290588 | | 1.5058266025 0.8077705068 | S.D.#49 1.0331321479 | F.D.#1 1.3090281832 | EMS #1 0.5000000000 | H.D.#2 0.0577646388 | | L.D.#1 0.3082091579 | | 7.8120009601 |
| 219 | 0.9900105286 | 0.0296866114 | 0.4089158203 | 0.0650277039 | 0.7966290588 | | | S.D.#49 1.0331321479 | F.D.#1 1.3090281832 | EMS #1 0.5000000000 | H.D.#2 0.0577646388 | | L.D.#1 0.3082091579 | | 5.4984038508 |
| 221 | 0.9900105286 | 0.0296866114 | 0.4089158203 | 0.0650277039 | 0.7966290588 | | 1.5058266025 0.8077705068 | S.D.#49 1.0331321479 | F.D.#2 0.8230429637 | EMS #2 0.4633199353 | H.D.#2 0.0577646388 | | L.D.#1 0.3082091579 | | 7.2893356759 |

JEFFERSON COUNTY COMPOSITE LEVY RATES FOR 2024 (continued)

| TAX C O D E A R E A | T A X I N G D I S T R I C T S | | | | | | | | | | | | | F U L L L E V Y T O T A L | |
|---|----------------------------------|---|------------------|--------------|---------------------------------|------------------|-----------------------|-----------------------|------------------|--------------|--------------------------------------|--------------------------------------|---------------------------------|---|------------------|
| | C O U N T Y | C O N S U M E R S | P O R T | P U D | C O R O A D S | C I T Y | S T A T E | L O C A L | F I R E | E M S | H O S P I T A L | C E M E T E R Y | L I B R A R Y | | P A R K |
| | SCHOOL | SCHOOL | | | | | SCHOOL | SCHOOL | | | | | | | |
| 222 | 0.9900105286 | 0.0296866114 | 0.4089158203 | 0.0650277039 | 0.7966290588 | | 1.5058266025 | S.D.#49 | F.D.#2 | EMS #2 | H.D.#2 | | L.D.#1 | P.&R.#1 | 7.4049637203 |
| | | | | | | | 0.8077705068 | 1.0331321479 | 0.8230429637 | 0.4633199353 | 0.0577646388 | | 0.3082091579 | 0.1156280444 | |
| 300 | 0.9900105286 | 0.0296866114 | 0.4089158203 | 0.0650277039 | 0.7966290588 | | 1.5058266025 | S.D.#48 | | | H.D.#2 | C.D.#2 | L.D.#1 | | 6.0323998834 |
| | | | | | | | 0.8077705068 | 1.0362186327 | | | 0.0577646388 | 0.0263406217 | 0.3082091579 | | |
| 301 | 0.9900105286 | 0.0296866114 | 0.4089158203 | 0.0650277039 | 0.7966290588 | | 1.5058266025 | S.D.#48 | | EMS #2 | H.D.#2 | C.D.#2 | L.D.#1 | | 6.4957198187 |
| | | | | | | | 0.8077705068 | 1.0362186327 | | 0.4633199353 | 0.0577646388 | 0.0263406217 | 0.3082091579 | | |
| 302 | 0.9900105286 | 0.0296866114 | 0.4089158203 | 0.0650277039 | 0.7966290588 | | 1.5058266025 | S.D.#48 | | EMS #2 | H.D.#2 | C.D.#2 | L.D.#1 | P.&R.#1 | 6.6113478631 |
| | | | | | | | 0.8077705068 | 1.0362186327 | | 0.4633199353 | 0.0577646388 | 0.0263406217 | 0.3082091579 | 0.1156280444 | |
| 303 | 0.9900105286 | 0.0296866114 | 0.4089158203 | 0.0650277039 | 0.7966290588 | | 1.5058266025 | S.D.#48 | | EMS #2 | H.D.#2 | C.D.#2 | L.D.#1 | | 6.4957198187 |
| | | | | | | | 0.8077705068 | 1.0362186327 | | 0.4633199353 | 0.0577646388 | 0.0263406217 | 0.3082091579 | | |
| 304 | 0.9900105286 | 0.0296866114 | 0.4089158203 | 0.0650277039 | 0.7966290588 | | 1.5058266025 | S.D.#48 | | EMS #2 | H.D.#2 | C.D.#2 | L.D.#1 | | 6.4957198187 |
| | | | | | | | 0.8077705068 | 1.0362186327 | | 0.4633199353 | 0.0577646388 | 0.0263406217 | 0.3082091579 | | |
| 305 | 0.9900105286 | 0.0296866114 | 0.4089158203 | 0.0650277039 | 0.7966290588 | | 1.5058266025 | S.D.#48 | F.D.#5 BOND | EMS #5 | H.D.#2 | C.D.#2 | L.D.#1 | | 6.6647333172 |
| | | | | | | | 0.8077705068 | 1.0362186327 | 0.2353639994 | 0.3969694344 | 0.0577646388 | 0.0263406217 | 0.3082091579 | | |
| 306 | 0.9900105286 | 0.0296866114 | 0.4089158203 | 0.0650277039 | 0.7966290588 | | 1.5058266025 | S.D.#48 | | EMS #1 | H.D.#2 | C.D.#2 | L.D.#1 | P.&R.#1 | 6.6480279278 |
| | | | | | | | 0.8077705068 | 1.0362186327 | | 0.5000000000 | 0.0577646388 | 0.0263406217 | 0.3082091579 | 0.1156280444 | |
| 307 | 0.9900105286 | 0.0296866114 | 0.4089158203 | 0.0650277039 | 0.7966290588 | | 1.5058266025 | S.D.#48 | | EMS #2 | H.D.#2 | C.D.#2 | L.D.#1 | | 6.4957198187 |
| | | | | | | | 0.8077705068 | 1.0362186327 | | 0.4633199353 | 0.0577646388 | 0.0263406217 | 0.3082091579 | | |
| 308 | 0.9900105286 | 0.0296866114 | 0.4089158203 | 0.0650277039 | 0.7966290588 | | 1.5058266025 | S.D.#48 | | | H.D.#2 | C.D.#2 | L.D.#1 | | 6.0323998834 |
| | | | | | | | 0.8077705068 | 1.0362186327 | | | 0.0577646388 | 0.0263406217 | 0.3082091579 | | |
| 309 | 0.9900105286 | 0.0296866114 | 0.4089158203 | 0.0650277039 | 0.7966290588 | | 1.5058266025 | S.D.#48 | | | H.D.#2 | C.D.#2 | L.D.#1 | | 6.0323998834 |
| | | | | | | | 0.8077705068 | 1.0362186327 | | | 0.0577646388 | 0.0263406217 | 0.3082091579 | | |
| 313 | 0.9900105286 | 0.0296866114 | 0.4089158203 | 0.0650277039 | 0.7966290588 | | 1.5058266025 | S.D.#48 | F.D.#1 | EMS #1 | H.D.#2 | C.D.#2 | L.D.#1 | P.&R.#1 | 7.9570561110 |
| | | | | | | | 0.8077705068 | 1.0362186327 | 1.3090281832 | 0.5000000000 | 0.0577646388 | 0.0263406217 | 0.3082091579 | 0.1156280444 | |
| 320 | 0.9900105286 | 0.0296866114 | 0.4089158203 | 0.0650277039 | 0.7966290588 | | 1.5058266025 | S.D.#48 | F.D.#2 | EMS #2 | H.D.#2 | C.D.#2 | L.D.#1 | | 7.3187627824 |
| | | | | | | | 0.8077705068 | 1.0362186327 | 0.8230429637 | 0.4633199353 | 0.0577646388 | 0.0263406217 | 0.3082091579 | | |
| 321 | 0.9900105286 | 0.0296866114 | 0.4089158203 | 0.0650277039 | 0.7966290588 | | 1.5058266025 | S.D.#48 | F.D.#2 | EMS #2 | H.D.#2 | C.D.#2 | L.D.#1 | | 7.3187627824 |
| | | | | | | | 0.8077705068 | 1.0362186327 | 0.8230429637 | 0.4633199353 | 0.0577646388 | 0.0263406217 | 0.3082091579 | | |
| 323 | 0.9900105286 | 0.0296866114 | 0.4089158203 | 0.0650277039 | 0.7966290588 | | 1.5058266025 | S.D.#48 | F.D.#2 | EMS #2 | H.D.#2 | C.D.#2 | L.D.#1 | P.&R.#1 | 7.4343908268 |
| | | | | | | | 0.8077705068 | 1.0362186327 | 0.8230429637 | 0.4633199353 | 0.0577646388 | 0.0263406217 | 0.3082091579 | 0.1156280444 | |
| 324 | 0.9900105286 | 0.0296866114 | 0.4089158203 | 0.0650277039 | 0.7966290588 | | 1.5058266025 | S.D.#48 | F.D.#2 | EMS #2 | H.D.#2 | C.D.#2 | L.D.#1 | | 7.3187627824 |
| | | | | | | | 0.8077705068 | 1.0362186327 | 0.8230429637 | 0.4633199353 | 0.0577646388 | 0.0263406217 | 0.3082091579 | | |
| 329 | 0.9900105286 | 0.0296866114 | 0.4089158203 | 0.0650277039 | 0.7966290588 | | 1.5058266025 | S.D.#48 | F.D.#2 | EMS #2 | H.D.#2 | C.D.#2 | L.D.#1 | | 5.0051656731 |
| | | | | | | | 0.8077705068 | 1.0362186327 | 0.8230429637 | 0.4633199353 | 0.0577646388 | 0.0263406217 | 0.3082091579 | | |
| 351 | 0.9900105286 | 0.0296866114 | 0.4089158203 | 0.0650277039 | 0.7966290588 | | 1.5058266025 | S.D.#48 | F.D.#5 | EMS #5 | H.D.#2 | C.D.#2 | L.D.#1 | | 7.5861198645 |
| | | | | | | | 0.8077705068 | 1.0362186327 | 1.1567505467 | 0.3969694344 | 0.0577646388 | 0.0263406217 | 0.3082091579 | | |
| 401 | 0.9900105286 | 0.0296866114 | 0.4089158203 | 0.0650277039 | 0.7966290588 | | 1.5058266025 | S.D.#46 | F.D.#4 BOND | EMS #4 | H.D.#2 | C.D.#1 | L.D.#1 | | 6.4702754753 |
| | | | | | | | 0.8077705068 | 0.6945522507 | 0.2941863470 | 0.5000000000 | 0.0577646388 | 0.0116962486 | 0.3082091579 | | |
| 402 | 0.9900105286 | 0.0296866114 | 0.4089158203 | 0.0650277039 | 0.7966290588 | | 1.5058266025 | S.D.#46 | F.D.#4 BOND | EMS #4 | H.D.#2 | C.D.#1 | L.D.#1 | | 6.4702754753 |
| | | | | | | | 0.8077705068 | 0.6945522507 | 0.2941863470 | 0.5000000000 | 0.0577646388 | 0.0116962486 | 0.3082091579 | | |
| 403 | 0.9900105286 | 0.0296866114 | 0.4089158203 | 0.0650277039 | 0.7966290588 | | 1.5058266025 | S.D.#46 | F.D.#4 BOND | EMS #4 | H.D.#2 | C.D.#1 | L.D.#1 | | 6.4702754753 |
| | | | | | | | 0.8077705068 | 0.6945522507 | 0.2941863470 | 0.5000000000 | 0.0577646388 | 0.0116962486 | 0.3082091579 | | |

JEFFERSON COUNTY COMPOSITE LEVY RATES FOR 2024 (continued)

| TAX C O D E A R E A | T A X I N G D I S T R I C T S | | | | | | | | | | | | | | F U L L L E V Y T O T A L |
|---|---------------------------------|---|------------------|--------------|---------------------------------|------------------|-----------------------|-----------------------|------------------|--------------|--------------------------------------|--------------------------------------|---------------------------------|------------------|---|
| | C O U N T Y | C O N T R I B U T I O N S | P O R T | P U D | C O R O A D S | C I T Y | S T A T E | L O C A L | F I R E | E M S | H O S P I T A L | C E M E T E R Y | L I B R A R Y | P A R K | |
| | | | | | | | SCHOOL | SCHOOL | | | | | | | |
| 404 | 0.9900105286 | 0.0296866114 | 0.4089158203 | 0.0650277039 | 0.7966290588 | | 1.5058266025 | S.D.#46 | F.D.#4 BOND | EMS #4 | H.D.#2 | | L.D.#1 | 6.4585792267 | |
| | | | | | | | 0.8077705068 | 0.6945522507 | 0.2941863470 | 0.5000000000 | 0.0577646388 | 0.3082091579 | | | |
| 405 | 0.9900105286 | 0.0296866114 | 0.4089158203 | 0.0650277039 | 0.7966290588 | | 1.5058266025 | S.D.#46 | F.D.#4 BOND | EMS #4 | H.D.#2 | | L.D.#1 | 6.4585792267 | |
| | | | | | | | 0.8077705068 | 0.6945522507 | 0.2941863470 | 0.5000000000 | 0.0577646388 | 0.3082091579 | | | |
| 406 | 0.9900105286 | 0.0296866114 | 0.4089158203 | 0.0650277039 | 0.7966290588 | | 1.5058266025 | S.D.#46 | F.D.#4 BOND | EMS #4 | H.D.#2 | | L.D.#1 | 6.4585792267 | |
| | | | | | | | 0.8077705068 | 0.6945522507 | 0.2941863470 | 0.5000000000 | 0.0577646388 | 0.3082091579 | | | |
| 440 | 0.9900105286 | 0.0296866114 | 0.4089158203 | 0.0650277039 | 0.7966290588 | | 1.5058266025 | S.D.#46 | F.D.#4 | EMS #4 | H.D.#2 | C.D.#1 | L.D.#1 | 7.9702754753 | |
| | | | | | | | 0.8077705068 | 0.6945522507 | 1.7941863470 | 0.5000000000 | 0.0577646388 | 0.0116962486 | 0.3082091579 | | |
| 441 | 0.9900105286 | 0.0296866114 | 0.4089158203 | 0.0650277039 | 0.7966290588 | | 1.5058266025 | S.D.#46 | F.D.#4 | EMS #4 | H.D.#2 | C.D.#1 | L.D.#1 | 7.9702754753 | |
| | | | | | | | 0.8077705068 | 0.6945522507 | 1.7941863470 | 0.5000000000 | 0.0577646388 | 0.0116962486 | 0.3082091579 | | |
| 442 | 0.9900105286 | 0.0296866114 | 0.4089158203 | 0.0650277039 | 0.7966290588 | | 1.5058266025 | S.D.#46 | F.D.#4 | EMS #4 | H.D.#2 | C.D.#1 | L.D.#1 | 7.9702754753 | |
| | | | | | | | 0.8077705068 | 0.6945522507 | 1.7941863470 | 0.5000000000 | 0.0577646388 | 0.0116962486 | 0.3082091579 | | |
| 443 | 0.9900105286 | 0.0296866114 | 0.4089158203 | 0.0650277039 | 0.7966290588 | | 1.5058266025 | S.D.#46 | F.D.#4 | EMS #4 | H.D.#2 | C.D.#1 | L.D.#1 | 7.9702754753 | |
| | | | | | | | 0.8077705068 | 0.6945522507 | 1.7941863470 | 0.5000000000 | 0.0577646388 | 0.0116962486 | 0.3082091579 | | |
| 444 | 0.9900105286 | 0.0296866114 | 0.4089158203 | 0.0650277039 | 0.7966290588 | | 1.5058266025 | S.D.#46 | F.D.#4 | EMS #4 | H.D.#2 | | L.D.#1 | 7.9585792267 | |
| | | | | | | | 0.8077705068 | 0.6945522507 | 1.7941863470 | 0.5000000000 | 0.0577646388 | 0.3082091579 | | | |
| 445 | 0.9900105286 | 0.0296866114 | 0.4089158203 | 0.0650277039 | 0.7966290588 | | 1.5058266025 | S.D.#46 | F.D.#4 | EMS #4 | H.D.#2 | | L.D.#1 | 7.9585792267 | |
| | | | | | | | 0.8077705068 | 0.6945522507 | 1.7941863470 | 0.5000000000 | 0.0577646388 | 0.3082091579 | | | |
| 446 | 0.9900105286 | 0.0296866114 | 0.4089158203 | 0.0650277039 | 0.7966290588 | | 1.5058266025 | S.D.#46 | F.D.#4 | EMS #4 | H.D.#2 | | L.D.#1 | 7.9585792267 | |
| | | | | | | | 0.8077705068 | 0.6945522507 | 1.7941863470 | 0.5000000000 | 0.0577646388 | 0.3082091579 | | | |
| 501 | 0.9900105286 | 0.0296866114 | 0.4089158203 | 0.0650277039 | 0.7966290588 | | 1.5058266025 | S.D.#20 | | | | | L.D.#1 | 5.6883253273 | |
| | | | | | | | 0.8077705068 | 0.7762493371 | | | | | 0.3082091579 | | |
| 502 | 0.9900105286 | 0.0296866114 | 0.4089158203 | 0.0650277039 | 0.7966290588 | | 1.5058266025 | S.D.#20 | | | H.D.#1 | | L.D.#1 | 6.2764683040 | |
| | | | | | | | 0.8077705068 | 0.7762493371 | | 0.5881429767 | | 0.3082091579 | | | |
| 571 | 0.9900105286 | 0.0296866114 | 0.4089158203 | 0.0650277039 | 0.7966290588 | | 1.5058266025 | S.D.#20 | F.D.#7 | | H.D.#1 | | L.D.#1 | 6.6079977488 | |
| | | | | | | | 0.8077705068 | 0.7762493371 | 0.3315294448 | 0.5881429767 | | 0.3082091579 | | | |
| 601 | 0.9900105286 | 0.0296866114 | 0.4089158203 | 0.0650277039 | 0.7966290588 | | 1.5058266025 | S.D.#402 | | | H.D.#1 | | L.D.#1 | 7.5549382035 | |
| | | | | | | | 0.8077705068 | 2.0547192366 | | 0.5881429767 | | 0.3082091579 | | | |
| 691 | 0.9900105286 | 0.0296866114 | 0.4089158203 | 0.0650277039 | 0.7966290588 | | 1.5058266025 | S.D.#402 | F.D.#9 | | H.D.#1 | | L.D.#1 | 8.0339512085 | |
| | | | | | | | 0.8077705068 | 2.0547192366 | 0.4790130050 | 0.5881429767 | | 0.3082091579 | | | |
| 703 | 0.9900105286 | 0.0296866114 | 0.4089158203 | 0.0650277039 | 0.7966290588 | | 1.5058266025 | S.D.#323 | | EMS #8 | H.D.#2 | C.D.#3 | L.D.#1 | 6.6539453765 | |
| | | | | | | | 0.8077705068 | 1.3014469897 | | 0.3541857166 | 0.0577646388 | 0.0284720412 | 0.3082091579 | | |
| 781 | 0.9900105286 | 0.0296866114 | 0.4089158203 | 0.0650277039 | 0.7966290588 | | 1.5058266025 | S.D.#323 | F.D.#8 | EMS #8 | H.D.#2 | C.D.#3 | L.D.#1 | 7.7739600804 | |
| | | | | | | | 0.8077705068 | 1.3014469897 | 1.1200147039 | 0.3541857166 | 0.0577646388 | 0.0284720412 | 0.3082091579 | | |

| 2024 COMPOSITE LEVY RATES FOR REGULAR LEVIES ONLY (NON-VOTED EXCEPT E.M.S. & P.&R.#1) | | | | | | | | | | | | | COMBINED LEVY LIMITS | | |
|---|------------------|--------------|--------------|--------------|---------------------|--------------|--------|-----------------|-----------------|---------------|---------|-------------------|----------------------------------|---------------------|-------------------|
| TAX AREA | TAXING DISTRICTS | | | | | | | | | | | SENIOR LEVY TOTAL | STAT. 5.90* LEVY LIMIT < 5.90 | CONSTITUTIONAL 1%** | |
| | C O U N T Y | C O U N T Y | P O R T | P U D. | S T A T E P A R T 1 | F I R E | E M S | H O S P I T A L | C E M E T E R Y | L I B R A R Y | P A R K | | | R.P. RATIO 87.90% | P.P. RATIO 95.50% |
| | Y | S | T | D | | R E | S | A | Y | Y | R K | | | LIMIT < 11.38 | LIMIT < 10.47 |
| 110 | 0.9900105286 | 0.0296866114 | 0.4089158203 | 0.0650277039 | 1.5058266025 | 1.3603095992 | F.D.#1 | EMS #1 | H.D.#2 | | | 6.2265696879 | 3.7171129498 | 6.5603966705 | 6.5603966705 |
| 101 | 0.9900105286 | 0.0296866114 | 0.4089158203 | 0.0650277039 | 1.5058266025 | | | | H.D.#2 | | L.D.#1 | 4.1620701222 | 2.1526133841 | 4.4958971048 | 4.4958971048 |
| 102 | 0.9900105286 | 0.0296866114 | 0.4089158203 | 0.0650277039 | 1.5058266025 | | | EMS #1 | H.D.#2 | | L.D.#1 | 4.6620701222 | 2.1526133841 | 4.9958971048 | 4.9958971048 |
| 103 | 0.9900105286 | 0.0296866114 | 0.4089158203 | 0.0650277039 | 1.5058266025 | | | EMS #5 | H.D.#2 | | L.D.#1 | 4.5590395566 | 2.1526133841 | 4.8928665392 | 4.8928665392 |
| 106 | 0.9900105286 | 0.0296866114 | 0.4089158203 | 0.0650277039 | 1.5058266025 | | | EMS #8 | H.D.#2 | | L.D.#1 | 4.5162558388 | 2.1526133841 | 4.8500828214 | 4.8500828214 |
| 107 | 0.9900105286 | 0.0296866114 | 0.4089158203 | 0.0650277039 | 1.5058266025 | | | EMS #8 | H.D.#2 | C.D.#3 | L.D.#1 | 4.5447278800 | 2.1810854253 | 4.8785548626 | 4.8785548626 |
| 111 | 0.9900105286 | 0.0296866114 | 0.4089158203 | 0.0650277039 | 1.5058266025 | F.D.#1 | EMS #1 | H.D.#2 | | | L.D.#1 | 5.9710983054 | 3.4616415673 | 6.3049252880 | 6.3049252880 |
| 119 | 0.9900105286 | 0.0296866114 | 0.4089158203 | 0.0650277039 | 1.5058266025 | F.D.#1 | EMS #1 | H.D.#2 | | | L.D.#1 | 4.4652717029 | 3.4616415673 | 4.7990986855 | 4.7990986855 |
| 151 | 0.9900105286 | 0.0296866114 | 0.4089158203 | 0.0650277039 | 1.5058266025 | F.D.#5 | EMS #5 | H.D.#2 | | | L.D.#1 | 5.4804261039 | 3.0739999314 | 5.8142530865 | 5.8142530865 |
| 181 | 0.9900105286 | 0.0296866114 | 0.4089158203 | 0.0650277039 | 1.5058266025 | F.D.#8 | EMS #8 | H.D.#2 | C.D.#3 | | L.D.#1 | 5.6647425839 | 3.3011001292 | 5.9985695665 | 5.9985695665 |
| 201 | 0.9900105286 | 0.0296866114 | 0.4089158203 | 0.0650277039 | 1.5058266025 | | | H.D.#2 | | | L.D.#1 | 4.1620701222 | 2.1526133841 | 4.4958971048 | 4.4958971048 |
| 202 | 0.9900105286 | 0.0296866114 | 0.4089158203 | 0.0650277039 | 1.5058266025 | | | EMS #1 | H.D.#2 | | L.D.#1 | 4.6620701222 | 2.1526133841 | 4.9958971048 | 4.9958971048 |
| 203 | 0.9900105286 | 0.0296866114 | 0.4089158203 | 0.0650277039 | 1.5058266025 | | | EMS #1 | H.D.#2 | | L.D.#1 | 4.6620701222 | 2.1526133841 | 4.9958971048 | 4.9958971048 |
| 205 | 0.9900105286 | 0.0296866114 | 0.4089158203 | 0.0650277039 | 1.5058266025 | | | EMS #2 | H.D.#2 | | L.D.#1 | 4.7410181019 | 2.2682414285 | 5.0748450845 | 5.0748450845 |
| 206 | 0.9900105286 | 0.0296866114 | 0.4089158203 | 0.0650277039 | 1.5058266025 | | | EMS #2 | H.D.#2 | | L.D.#1 | 4.6253900575 | 2.1526133841 | 4.9592170401 | 4.9592170401 |
| 211 | 0.9900105286 | 0.0296866114 | 0.4089158203 | 0.0650277039 | 1.5058266025 | F.D.#1 | EMS #1 | H.D.#2 | | | L.D.#1 | 5.9710983054 | 3.4616415673 | 6.3049252880 | 6.3049252880 |
| 212 | 0.9900105286 | 0.0296866114 | 0.4089158203 | 0.0650277039 | 1.5058266025 | F.D.#1 | EMS #1 | H.D.#2 | | | L.D.#1 | 5.9710983054 | 3.4616415673 | 6.3049252880 | 6.3049252880 |
| 213 | 0.9900105286 | 0.0296866114 | 0.4089158203 | 0.0650277039 | 1.5058266025 | F.D.#1 | EMS #1 | H.D.#2 | | | L.D.#1 | 5.9710983054 | 3.4616415673 | 6.3049252880 | 6.3049252880 |
| 219 | 0.9900105286 | 0.0296866114 | 0.4089158203 | 0.0650277039 | 1.5058266025 | F.D.#1 | EMS #1 | H.D.#2 | | | L.D.#1 | 4.4652717029 | 3.4616415673 | 4.7990986855 | 4.7990986855 |
| 221 | 0.9900105286 | 0.0296866114 | 0.4089158203 | 0.0650277039 | 1.5058266025 | F.D.#2 | EMS #2 | H.D.#2 | | | L.D.#1 | 5.4484330212 | 2.9756563478 | 5.7822600038 | 5.7822600038 |

*5.90 LIMIT DOES NOT INCLUDE PORT, P.U.D., STATE SCHOOLS, E.M.S.or CONSERVATION FUTURES

**1% LIMIT DOES NOT INCLUDE PORT, P.U.D., DOES INCLUDE STATE PART 2 (PG 8-10)

| 2024 COMPOSITE LEVY RATES FOR REGULAR LEVIES ONLY (NON-VOTED EXCEPT E.M.S. & P.&R.#1) | | | | | | | | | | | | | COMBINED LEVY LIMITS | | | |
|---|------------------|--------------|--------------|--------------|------------------|--------------|------------------------|------------------------|------------------------|------------------------|------------------------|-------------------------|----------------------------------|---------------------|--------------------|--------------|
| TAX CODE AREA | TAXING DISTRICTS | | | | | | | | | | | SENIOR LEVY TOTAL | STAT. 5.90* LEVY LIMIT < 5.90 | CONSTITUTIONAL 1%** | | |
| | C O R O U N T Y | C O U N T Y | P O R T | P U D | S T A T E PART 1 | F I R E | E M S | H O S P I T A L | C E M E T E R Y | L I B R A R Y | P & R #1 | | | R. P. RATIO 87.90% | P. P. RATIO 95.50% | |
| | | | | | | | | | | | | | | LIMIT < 11.38 | LIMIT < 10.47 | |
| 222 | 0.9900105286 | 0.7966290588 | 0.0296866114 | 0.4089158203 | 0.0650277039 | 1.5058266025 | F.D.#2 0.8230429637 | EMS #2 0.4633199353 | H.D.#2 0.0577646388 | | L.D.#1 0.3082091579 | P.&R.#1 0.1156280444 | 5.5640610656 | 3.0912843922 | 5.8978880482 | 5.8978880482 |
| 300 | 0.9900105286 | 0.7966290588 | 0.0296866114 | 0.4089158203 | 0.0650277039 | 1.5058266025 | | H.D.#2 0.0577646388 | C.D.#2 0.0263406217 | L.D.#1 0.3082091579 | | | 4.1884107439 | 2.1789540058 | 4.5222377265 | 4.5222377265 |
| 301 | 0.9900105286 | 0.7966290588 | 0.0296866114 | 0.4089158203 | 0.0650277039 | 1.5058266025 | | EMS #2 0.4633199353 | H.D.#2 0.0577646388 | C.D.#2 0.0263406217 | L.D.#1 0.3082091579 | | 4.6517306792 | 2.1789540058 | 4.9855576618 | 4.9855576618 |
| 302 | 0.9900105286 | 0.7966290588 | 0.0296866114 | 0.4089158203 | 0.0650277039 | 1.5058266025 | | EMS #2 0.4633199353 | H.D.#2 0.0577646388 | C.D.#2 0.0263406217 | L.D.#1 0.3082091579 | P.&R.#1 0.1156280444 | 4.7673587236 | 2.2945820502 | 5.1011857062 | 5.1011857062 |
| 303 | 0.9900105286 | 0.7966290588 | 0.0296866114 | 0.4089158203 | 0.0650277039 | 1.5058266025 | | EMS #2 0.4633199353 | H.D.#2 0.0577646388 | C.D.#2 0.0263406217 | L.D.#1 0.3082091579 | | 4.6517306792 | 2.1789540058 | 4.9855576618 | 4.9855576618 |
| 304 | 0.9900105286 | 0.7966290588 | 0.0296866114 | 0.4089158203 | 0.0650277039 | 1.5058266025 | | EMS #2 0.4633199353 | H.D.#2 0.0577646388 | C.D.#2 0.0263406217 | L.D.#1 0.3082091579 | | 4.6517306792 | 2.1789540058 | 4.9855576618 | 4.9855576618 |
| 305 | 0.9900105286 | 0.7966290588 | 0.0296866114 | 0.4089158203 | 0.0650277039 | 1.5058266025 | | EMS #5 0.3969694344 | H.D.#2 0.0577646388 | C.D.#2 0.0263406217 | L.D.#1 0.3082091579 | | 4.5853801783 | 2.1789540058 | 4.9192071609 | 4.9192071609 |
| 306 | 0.9900105286 | 0.7966290588 | 0.0296866114 | 0.4089158203 | 0.0650277039 | 1.5058266025 | | EMS #1 0.5000000000 | H.D.#2 0.0577646388 | C.D.#2 0.0263406217 | L.D.#1 0.3082091579 | P.&R.#1 0.1156280444 | 4.8040387883 | 2.2945820502 | 5.1378657709 | 5.1378657709 |
| 307 | 0.9900105286 | 0.7966290588 | 0.0296866114 | 0.4089158203 | 0.0650277039 | 1.5058266025 | | EMS #2 0.4633199353 | H.D.#2 0.0577646388 | C.D.#2 0.0263406217 | L.D.#1 0.3082091579 | | 4.6517306792 | 2.1789540058 | 4.9855576618 | 4.9855576618 |
| 308 | 0.9900105286 | 0.7966290588 | 0.0296866114 | 0.4089158203 | 0.0650277039 | 1.5058266025 | | H.D.#2 0.0577646388 | C.D.#2 0.0263406217 | L.D.#1 0.3082091579 | | | 4.1884107439 | 2.1789540058 | 4.5222377265 | 4.5222377265 |
| 309 | 0.9900105286 | 0.7966290588 | 0.0296866114 | 0.4089158203 | 0.0650277039 | 1.5058266025 | | H.D.#2 0.0577646388 | C.D.#2 0.0263406217 | L.D.#1 0.3082091579 | | | 4.1884107439 | 2.1789540058 | 4.5222377265 | 4.5222377265 |
| 313 | 0.9900105286 | 0.7966290588 | 0.0296866114 | 0.4089158203 | 0.0650277039 | 1.5058266025 | F.D.#1 1.3090281832 | EMS #1 0.5000000000 | H.D.#2 0.0577646388 | C.D.#2 0.0263406217 | L.D.#1 0.3082091579 | P.&R.#1 0.1156280444 | 6.1130669715 | 3.6036102334 | 6.4468939541 | 6.4468939541 |
| 320 | 0.9900105286 | 0.7966290588 | 0.0296866114 | 0.4089158203 | 0.0650277039 | 1.5058266025 | F.D.#2 0.8230429637 | EMS #2 0.4633199353 | H.D.#2 0.0577646388 | C.D.#2 0.0263406217 | L.D.#1 0.3082091579 | | 5.4747736429 | 3.0019969695 | 5.8086006255 | 5.8086006255 |
| 321 | 0.9900105286 | 0.7966290588 | 0.0296866114 | 0.4089158203 | 0.0650277039 | 1.5058266025 | F.D.#2 0.8230429637 | EMS #2 0.4633199353 | H.D.#2 0.0577646388 | C.D.#2 0.0263406217 | L.D.#1 0.3082091579 | | 5.4747736429 | 3.0019969695 | 5.8086006255 | 5.8086006255 |
| 323 | 0.9900105286 | 0.7966290588 | 0.0296866114 | 0.4089158203 | 0.0650277039 | 1.5058266025 | F.D.#2 0.8230429637 | EMS #2 0.4633199353 | H.D.#2 0.0577646388 | C.D.#2 0.0263406217 | L.D.#1 0.3082091579 | P.&R.#1 0.1156280444 | 5.5904016873 | 3.1176250139 | 5.9242286699 | 5.9242286699 |
| 324 | 0.9900105286 | 0.7966290588 | 0.0296866114 | 0.4089158203 | 0.0650277039 | 1.5058266025 | F.D.#2 0.8230429637 | EMS #2 0.4633199353 | H.D.#2 0.0577646388 | C.D.#2 0.0263406217 | L.D.#1 0.3082091579 | | 5.4747736429 | 3.0019969695 | 5.8086006255 | 5.8086006255 |
| 329 | 0.9900105286 | 0.7966290588 | 0.0296866114 | 0.4089158203 | 0.0650277039 | 1.5058266025 | F.D.#2 0.8230429637 | EMS #2 0.4633199353 | H.D.#2 0.0577646388 | C.D.#2 0.0263406217 | L.D.#1 0.3082091579 | | 3.9689470404 | 3.0019969695 | 4.3027740230 | 4.3027740230 |
| 351 | 0.9900105286 | 0.7966290588 | 0.0296866114 | 0.4089158203 | 0.0650277039 | 1.5058266025 | F.D.#5 0.9213865473 | EMS #5 0.3969694344 | H.D.#2 0.0577646388 | C.D.#2 0.0263406217 | L.D.#1 0.3082091579 | | 5.5067667256 | 3.1003405531 | 5.8405937082 | 5.8405937082 |
| 401 | 0.9900105286 | 0.7966290588 | 0.0296866114 | 0.4089158203 | 0.0650277039 | 1.5058266025 | | EMS #4 0.5000000000 | H.D.#2 0.0577646388 | C.D.#1 0.0116962486 | L.D.#1 0.3082091579 | | 4.6737663708 | 2.1643096327 | 5.0075933534 | 5.0075933534 |
| 402 | 0.9900105286 | 0.7966290588 | 0.0296866114 | 0.4089158203 | 0.0650277039 | 1.5058266025 | | EMS #4 0.5000000000 | H.D.#2 0.0577646388 | C.D.#1 0.0116962486 | L.D.#1 0.3082091579 | | 4.6737663708 | 2.1643096327 | 5.0075933534 | 5.0075933534 |
| 403 | 0.9900105286 | 0.7966290588 | 0.0296866114 | 0.4089158203 | 0.0650277039 | 1.5058266025 | | EMS #4 0.5000000000 | H.D.#2 0.0577646388 | C.D.#1 0.0116962486 | L.D.#1 0.3082091579 | | 4.6737663708 | 2.1643096327 | 5.0075933534 | 5.0075933534 |

*5.90 LIMIT DOES NOT INCLUDE PORT, P.U.D., STATE SCHOOLS, E.M.S.or CONSERVATION FUTURES

**1% LIMIT DOES NOT INCLUDE PORT, P.U.D., DOES INCLUDE STATE PART 2 (PG 8-10)

| 2024 COMPOSITE LEVY RATES FOR REGULAR LEVIES ONLY (NON-VOTED EXCEPT E.M.S. & P.&R.#1) | | | | | | | | | | | | | COMBINED LEVY LIMITS | | | |
|---|---|---|---|--------------|-----------------------|------------------------|------------------------|--------------------------------------|--------------------------------------|---------------------------------|------------------|---|----------------------|--|-------------------------|-------------------------|
| TAX C O D E A R E A | TAXING DISTRICTS | | | | | | | | | | | SENIOR L E V Y T O T A L | STAT. 5.90* | CONSTITUTIONAL 1%** | | |
| | C O R D I N A T I O N A L | C O U N T Y | P O R T | P U D. | P A R T 1 | F I R E | E M S | H O S P I T A L | C E M E T E R Y | L I B R A R Y | P A R K | | L E V Y | L E V Y L I M I T < 5.90 | R.P. RATIO 87.90% | P.P. RATIO 95.50% |
| | L E V Y L I M I T < 5.90 | L E V Y L I M I T < 11.38 | L E V Y L I M I T < 10.47 | | | | | | | | | | | | | |
| 404 | 0.9900105286 0.7966290588 | 0.0296866114 | 0.4089158203 | 0.0650277039 | 1.5058266025 | | EMS #4 0.5000000000 | H.D.#2 0.0577646388 | | | | L.D.#1 0.3082091579 | 4.6620701222 | 2.1526133841 | 4.9958971048 | 4.9958971048 |
| 405 | 0.9900105286 0.7966290588 | 0.0296866114 | 0.4089158203 | 0.0650277039 | 1.5058266025 | | EMS #4 0.5000000000 | H.D.#2 0.0577646388 | | | | L.D.#1 0.3082091579 | 4.6620701222 | 2.1526133841 | 4.9958971048 | 4.9958971048 |
| 406 | 0.9900105286 0.7966290588 | 0.0296866114 | 0.4089158203 | 0.0650277039 | 1.5058266025 | | EMS #4 0.5000000000 | H.D.#2 0.0577646388 | | | | L.D.#1 0.3082091579 | 4.6620701222 | 2.1526133841 | 4.9958971048 | 4.9958971048 |
| 440 | 0.9900105286 0.7966290588 | 0.0296866114 | 0.4089158203 | 0.0650277039 | 1.5058266025 | F.D.#4 1.5000000000 | EMS #4 0.5000000000 | H.D.#2 0.0577646388 | C.D.#1 0.0116962486 | | | L.D.#1 0.3082091579 | 6.1737663708 | 3.6643096327 | 6.5075933534 | 6.5075933534 |
| 441 | 0.9900105286 0.7966290588 | 0.0296866114 | 0.4089158203 | 0.0650277039 | 1.5058266025 | F.D.#4 1.5000000000 | EMS #4 0.5000000000 | H.D.#2 0.0577646388 | C.D.#1 0.0116962486 | | | L.D.#1 0.3082091579 | 6.1737663708 | 3.6643096327 | 6.5075933534 | 6.5075933534 |
| 442 | 0.9900105286 0.7966290588 | 0.0296866114 | 0.4089158203 | 0.0650277039 | 1.5058266025 | F.D.#4 1.5000000000 | EMS #4 0.5000000000 | H.D.#2 0.0577646388 | C.D.#1 0.0116962486 | | | L.D.#1 0.3082091579 | 6.1737663708 | 3.6643096327 | 6.5075933534 | 6.5075933534 |
| 443 | 0.9900105286 0.7966290588 | 0.0296866114 | 0.4089158203 | 0.0650277039 | 1.5058266025 | F.D.#4 1.5000000000 | EMS #4 0.5000000000 | H.D.#2 0.0577646388 | C.D.#1 0.0116962486 | | | L.D.#1 0.3082091579 | 6.1737663708 | 3.6643096327 | 6.5075933534 | 6.5075933534 |
| 444 | 0.9900105286 0.7966290588 | 0.0296866114 | 0.4089158203 | 0.0650277039 | 1.5058266025 | F.D.#4 1.5000000000 | EMS #4 0.5000000000 | H.D.#2 0.0577646388 | | | | L.D.#1 0.3082091579 | 6.1620701222 | 3.6526133841 | 6.4958971048 | 6.4958971048 |
| 445 | 0.9900105286 0.7966290588 | 0.0296866114 | 0.4089158203 | 0.0650277039 | 1.5058266025 | F.D.#4 1.5000000000 | EMS #4 0.5000000000 | H.D.#2 0.0577646388 | | | | L.D.#1 0.3082091579 | 6.1620701222 | 3.6526133841 | 6.4958971048 | 6.4958971048 |
| 446 | 0.9900105286 0.7966290588 | 0.0296866114 | 0.4089158203 | 0.0650277039 | 1.5058266025 | F.D.#4 1.5000000000 | EMS #4 0.5000000000 | H.D.#2 0.0577646388 | | | | L.D.#1 0.3082091579 | 6.1620701222 | 3.6526133841 | 6.4958971048 | 6.4958971048 |
| 501 | 0.9900105286 0.7966290588 | 0.0296866114 | 0.4089158203 | 0.0650277039 | 1.5058266025 | | | | | | | L.D.#1 0.3082091579 | 4.1043054834 | 2.0948487453 | 4.4381324660 | 4.4381324660 |
| 502 | 0.9900105286 0.7966290588 | 0.0296866114 | 0.4089158203 | 0.0650277039 | 1.5058266025 | | | H.D.#1 0.5881429767 | | | | L.D.#1 0.3082091579 | 4.6924484601 | 2.6829917220 | 5.0262754427 | 5.0262754427 |
| 571 | 0.9900105286 0.7966290588 | 0.0296866114 | 0.4089158203 | 0.0650277039 | 1.5058266025 | F.D.#7 0.3315294448 | | H.D.#1 0.5881429767 | | | | L.D.#1 0.3082091579 | 5.0239779049 | 3.0145211668 | 5.3578048875 | 5.3578048875 |
| 601 | 0.9900105286 0.7966290588 | 0.0296866114 | 0.4089158203 | 0.0650277039 | 1.5058266025 | | | H.D.#1 0.5881429767 | | | | L.D.#1 0.3082091579 | 4.6924484601 | 2.6829917220 | 5.0262754427 | 5.0262754427 |
| 691 | 0.9900105286 0.7966290588 | 0.0296866114 | 0.4089158203 | 0.0650277039 | 1.5058266025 | F.D.#9 0.4790130050 | | H.D.#1 0.5881429767 | | | | L.D.#1 0.3082091579 | 5.1714614651 | 3.1620047270 | 5.5052884477 | 5.5052884477 |
| 703 | 0.9900105286 0.7966290588 | 0.0296866114 | 0.4089158203 | 0.0650277039 | 1.5058266025 | | EMS #8 0.3541857166 | H.D.#2 0.0577646388 | C.D.#3 0.0284720412 | | | L.D.#1 0.3082091579 | 4.5447278800 | 2.1810854253 | 4.8785548626 | 4.8785548626 |
| 781 | 0.9900105286 0.7966290588 | 0.0296866114 | 0.4089158203 | 0.0650277039 | 1.5058266025 | F.D.#8 1.1200147039 | EMS #8 0.3541857166 | H.D.#2 0.0577646388 | C.D.#3 0.0284720412 | | | L.D.#1 0.3082091579 | 5.6647425839 | 3.3011001292 | 5.9985695665 | 5.9985695665 |

*5.90 LIMIT DOES NOT INCLUDE PORT, P.U.D., STATE SCHOOLS, E.M.S.or CONSERVATION FUTURES

**1% LIMIT DOES NOT INCLUDE PORT, P.U.D., DOES INCLUDE STATE PART 2 (PG 8-10)

**JEFFERSON COUNTY ABSTRACT OF ASSESSED VALUES, LEVY RATES, AND TAX AMOUNTS
2023 ASSESSMENTS PAYABLE IN 2024**

| TAXING DISTRICT | REAL/PERSONAL PROPERTY A.V. | TIMBER A.V. | LEVY RATE (/1000) | TAX AMOUNT | |
|-----------------|-----------------------------|-------------|-------------------|-----------------|--------|
| | | | | REAL & PERSONAL | TIMBER |

STATE LEVY (SCHOOL):

| | | | | | |
|--------|---------------|--|--------------|-----------------|--|
| Part 1 | 9,187,549,202 | | 1.5058266025 | \$13,834,856.00 | |
| Part 2 | 9,080,244,869 | | 0.8077705068 | \$7,334,754.00 | |

COUNTY:

| | | | | | |
|--------------------------|---------------|-------------|---------------------|-----------------------|---------------------|
| Current Expense | 9,189,147,456 | | 0.9731713636 | \$8,942,615.16 | |
| | | 369,526,990 | | | \$359,613.08 |
| Mental Health | 9,189,147,456 | | 0.0055896056 | \$51,363.71 | |
| | | 369,526,990 | | | \$2,065.51 |
| Development Disabilities | 9,189,147,456 | | 0.0055896056 | \$51,363.71 | |
| | | 369,526,990 | | | \$2,065.51 |
| Veteran's Relief | 9,189,147,456 | | 0.0056599538 | \$52,010.15 | |
| | | 369,526,990 | | | \$2,091.51 |
| COUNTY TOTAL = | | | 0.9900105286 | \$9,097,352.73 | \$365,835.61 |

COUNTY:

| | | | | | |
|----------------------|---------------|-------------|--------------|--------------|-------------|
| Conservation Futures | 9,189,147,456 | | 0.0296866114 | \$272,794.65 | |
| | | 369,526,990 | | | \$10,970.00 |

JEFFERSON COUNTY ROADS:

| | | | | | |
|------------------------|---------------|-------------|---------------------|-----------------------|---------------------|
| General | 6,382,481,538 | | 0.6994881589 | \$4,464,470.26 | |
| | | 369,508,898 | | | \$258,467.10 |
| Diversion | 6,382,481,538 | | 0.0971408999 | \$620,000.00 | |
| | | 369,508,898 | | | \$35,894.43 |
| CO ROAD TOTAL = | | | 0.7966290588 | \$5,084,470.26 | \$294,361.53 |

CITY OF PORT TOWNSEND:

| | | | | | |
|---------------------|---------------|--------|---------------------|-----------------------|----------------|
| General | 2,806,665,918 | | 0.9259771437 | \$2,598,908.49 | |
| | | 18,092 | | | \$16.75 |
| Library LID Lift | 2,806,665,918 | | 0.4343324555 | \$1,219,026.10 | |
| | | 18,092 | | | \$7.86 |
| CITY TOTAL = | | | 1.3603095992 | \$3,817,934.59 | \$24.61 |

| | | | | | |
|---------------|---------------|--------|--------------|--------------|--------|
| Mt. View Bond | 2,763,810,049 | | 0.0542725496 | \$149,999.02 | |
| | | 18,092 | | | \$0.98 |

PORT OF PORT TOWNSEND:

| | | | | | |
|---------|---------------|-------------|--------------|----------------|--------------|
| General | 9,189,147,456 | | 0.1222418919 | \$1,123,298.77 | |
| | | 369,526,990 | | | \$45,171.68 |
| IDD | 9,189,147,456 | | 0.2866739284 | \$2,634,289.00 | |
| | | 369,526,990 | | | \$105,933.75 |

P.U.D. NO. 1:

| | | | | | |
|---------|---------------|-------------|--------------|--------------|-------------|
| General | 9,189,147,456 | | 0.0650277039 | \$597,549.16 | |
| | | 369,526,990 | | | \$24,029.49 |

LIBRARY DISTRICT #1:

| | | | | | |
|---------|---------------|-------------|--------------|----------------|--------------|
| General | 6,382,481,538 | | 0.3082091579 | \$1,967,139.26 | |
| | | 369,508,898 | | | \$113,886.03 |

HOSPITAL DISTRICTS:

HOSPITAL DISTRICT #1:

| | | | | | |
|---------|------------|-------------|--------------|-------------|--------------|
| General | 40,435,950 | | 0.5881429767 | \$23,782.12 | |
| | | 202,396,904 | | | \$119,038.32 |

HOSPITAL DISTRICT #2:

| | | | | | |
|---------|---------------|-------------|--------------|--------------|------------|
| General | 9,148,358,079 | | 0.0577646388 | \$528,451.60 | |
| | | 132,412,158 | | | \$7,648.74 |

**JEFFERSON COUNTY ABSTRACT OF ASSESSED VALUES, LEVY RATES, AND TAX AMOUNTS
2023 ASSESSMENTS PAYABLE IN 2024**

| TAXING DISTRICT | REAL/PERSONAL PROPERTY A.V. | TIMBER A.V.* | LEVY RATE (/1000) | TAX AMOUNT | |
|-----------------|-----------------------------|--------------|-------------------|-----------------|--------|
| | | | | REAL & PERSONAL | TIMBER |

LOCAL SCHOOLS:

SCHOOL DISTRICT #20 (Queets-Clearwater):

| | | | | | |
|--------|------------|------------|--------------|-------------|-------------|
| EP & O | 14,627,554 | | 0.7762493371 | \$11,354.63 | |
| | | 81,990,886 | | | \$63,645.37 |

SCHOOL DISTRICT #46 (Brinnon):

| | | | | | |
|--------|-------------|------------|--------------|--------------|-------------|
| EP & O | 434,326,795 | | 0.6945522507 | \$301,662.65 | |
| | | 20,781,024 | | | \$14,433.51 |

SCHOOL DISTRICT #48 (Quilcene):

| | | | | | |
|--------|-------------|------------|--------------|--------------|-------------|
| EP & O | 584,464,217 | | 1.0362186327 | \$605,632.71 | |
| | | 22,500,993 | | | \$23,315.95 |

SCHOOL DISTRICT #49 (Chimacum):

| | | | | | |
|----------------------|---------------|------------|--------------|----------------|-------------|
| 2018 Capital Project | 3,367,200,019 | | 0.3909558644 | \$1,316,426.59 | |
| | | 31,716,076 | | | \$12,399.59 |
| EP & O | 3,367,200,019 | | 0.6421762835 | \$2,162,335.99 | |
| | | 15,858,038 | | | \$10,183.66 |

SCHOOL DISTRICT #50 (Port Townsend):

| | | | | | |
|----------------------|---------------|------------|--------------|----------------|------------|
| 2022 Capital Project | 4,525,906,642 | | 0.4475682603 | \$2,025,652.16 | |
| | | 13,566,060 | | | \$6,071.74 |
| 2016 Bond | 4,525,906,642 | | 0.6261670565 | \$2,833,973.64 | |
| | | 13,566,060 | | | \$8,494.62 |
| EP & O | 4,525,906,642 | | 0.7980733718 | \$3,612,005.57 | |
| | | 6,783,030 | | | \$5,413.36 |

SCHOOL DISTRICT #323 (Sequim):

| | | | | | |
|----------------------|-------------|---------|--------------|--------------|----------|
| 2021 Capital Project | 129,195,127 | | 0.4344942546 | \$56,134.54 | |
| | | 565,989 | | | \$245.92 |
| EP & O | 129,195,127 | | 0.8669527351 | \$112,006.07 | |
| | | 282,994 | | | \$245.34 |

SCHOOL DISTRICT #402 (Quillayute Valley):

| | | | | | |
|------------------|------------|------------|--------------|-------------|-------------|
| 1998 & 2009 Bond | 26,122,769 | | 1.2359172721 | \$32,285.58 | |
| | | 73,133,059 | | | \$90,386.41 |
| EP & O | 26,122,769 | | 0.8188019645 | \$21,389.37 | |
| | | 36,566,530 | | | \$29,940.75 |

*School EP & O Levies, only 1/2 Timber A.V. or 80% of the 1983 Timber Roll (whichever is greater) is used.

**JEFFERSON COUNTY ABSTRACT OF ASSESSED VALUES, LEVY RATES, AND TAX AMOUNTS
2023 ASSESSMENTS PAYABLE IN 2024**

| TAXING DISTRICT | REAL/PERSONAL PROPERTY A.V. | TIMBER A.V. | LEVY RATE (/1000) | TAX AMOUNT | |
|---|-----------------------------|-------------|-------------------|-----------------|-------------|
| | | | | REAL & PERSONAL | TIMBER |
| FIRE DISTRICTS: | | | | | |
| FIRE DISTRICT #1: | | | | | |
| General: City, Chimacum | 7,793,705,759 | | 1.3090281832 | \$10,202,180.49 | |
| Kala Pt, Cape George, Pt Ludlow | | 9,913,725 | | | \$12,977.34 |
| FIRE DISTRICT #2: | | | | | |
| General: | 607,419,226 | | 0.8230429637 | \$499,932.12 | |
| Quilcene | | 15,845,115 | | | \$13,041.21 |
| FIRE DISTRICT #4: | | | | | |
| General: | 436,968,741 | | 1.5000000000 | \$655,453.11 | |
| Brinnon | | 33,983,823 | | | \$50,975.73 |
| FIRE DISTRICT #4: | | | | | |
| Bond: | 434,326,795 | | 0.2941863470 | \$127,773.01 | |
| Brinnon | | 41,562,047 | | | \$12,226.99 |
| FIRE DISTRICT #5: | | | | | |
| General: | 141,549,679 | | 0.9213865473 | \$130,421.97 | |
| Discovery Bay | | 4,828,424 | | | \$4,448.84 |
| FIRE DISTRICT #5: | | | | | |
| Bond: | 142,496,327 | | 0.2353639994 | \$33,538.51 | |
| Discovery Bay | | 14,706,984 | | | \$3,461.49 |
| FIRE DISTRICT #7: | | | | | |
| General: | 4,524,485 | | 0.3315294448 | \$1,500.00 | |
| Clearwater | | 11,417 | | | \$3.78 |
| CLALLAM-JEFFERSON FIRE DISTRICT #8: | | | | | |
| General: | 140,009,850 | | 1.1200147039 | \$156,813.09 | |
| Gardiner | | 218,582 | | | \$244.82 |
| CLALLAM-JEFFERSON FIRE DISTRICT #9: | | | | | |
| General: | 5,728,868 | | 0.4790130050 | \$2,744.20 | |
| Forks | | 1,004,793 | | | \$481.31 |
| EMERGENCY MEDICAL SERVICES: | | | | | |
| FIRE DIST #1 E.M.S.: | | | | | |
| General: City, Chimacum | 7,802,923,767 | | 0.5000000000 | \$3,901,461.88 | |
| Kala Pt, Cape George, Pt Ludlow | | 25,571,430 | | | \$12,785.71 |
| FIRE DISTRICT #2 E.M.S.: | | | | | |
| General: | 612,960,437 | | 0.4633199353 | \$283,996.79 | |
| Quilcene | | 32,056,491 | | | \$14,852.41 |
| FIRE DIST #4 E.M.S.: | | | | | |
| General: | 438,219,128 | | 0.5000000000 | \$219,109.56 | |
| Brinnon | | 41,562,047 | | | \$20,781.02 |
| FIRE DIST #5 E.M.S.: | | | | | |
| General: | 144,254,658 | | 0.3969694344 | \$57,264.69 | |
| Discovery Bay | | 14,706,984 | | | \$5,838.22 |
| CLALLAM-JEFFERSON FIRE DISTRICT #8 E.M.S.: | | | | | |
| General: | 140,543,575 | | 0.3541857166 | \$49,778.53 | |
| Gardiner | | 947,150 | | | \$335.47 |

**JEFFERSON COUNTY ABSTRACT OF ASSESSED VALUES, LEVY RATES, AND TAX AMOUNTS
2023 ASSESSMENTS PAYABLE IN 2024**

| TAXING DISTRICT | REAL/PERSONAL PROPERTY A.V. | TIMBER A.V. | LEVY RATE (/1000) | TAX AMOUNT | |
|-----------------|-----------------------------|-------------|-------------------|-----------------|--------|
| | | | | REAL & PERSONAL | TIMBER |

CEMETERY DISTRICTS:

| CEMETERY DISTRICT #1: | | | | | |
|------------------------------|-------------|------------|--------------|-------------|------------|
| General | 436,122,741 | | 0.0116962486 | \$5,101.00 | |
| Brinnon | | 8,853,468 | | | \$103.55 |
| CEMETERY DISTRICT #2: | | | | | |
| General | 589,275,765 | | 0.0263406217 | \$15,521.89 | |
| Quilcene | | 45,002,748 | | | \$1,185.40 |
| CEMETERY DISTRICT #3: | | | | | |
| General | 140,488,698 | | 0.0284720412 | \$4,000.00 | |
| Gardiner | | 730,912 | | | \$20.81 |

PARK & RECREATION DISTRICT #1:

| | | | | | |
|----------------|-------------|-----------|--------------|-------------|------------|
| Operating Levy | 268,101,049 | | 0.1156280444 | \$31,000.00 | |
| | | 9,351,599 | | | \$1,081.31 |

FLOOD ZONES:

| FLOOD ZONE #1 (Dosewallips River watershed): | | | | | |
|---|-------------|--|---------|------|--|
| General | 53,774,664 | | NO LEVY | 0.00 | |
| FLOOD ZONE #2 (Big Quilcene River watershed): | | | | | |
| General | 42,794,460 | | NO LEVY | 0.00 | |
| FLOOD ZONE #3 (Little Quilcene River watershed): | | | | | |
| General | 128,306,830 | | NO LEVY | 0.00 | |

WATER DISTRICTS:

| WATER DISTRICT #1: | | | | | |
|---------------------------|------------|--|---------|------|--|
| General | 45,087,839 | | NO LEVY | 0.00 | |
| WATER DISTRICT #2: | | | | | |
| General | 5,103,010 | | NO LEVY | 0.00 | |

JEFFERSON COUNTY 2023/2024 TAXING DISTRICTS COMPARISONS

| TAXING DISTRICT | VALUATION | LEVY AMOUNT | VALUATION | LEVY AMOUNT | LEVY AMOUNT | LEVY |
|---|-------------------|------------------------|-------------------|------------------------|-----------------------|---------------|
| | 2023 | 2023 | 2024 | 2024 | DIFFERENCE | % DIFF |
| STATE SCHOOLS: Part 1 | 8,610,130,690 | 13,205,996.00 | 9,187,549,202 | 13,834,856.00 | \$628,860.00 | 4.76% |
| STATE SCHOOLS: Part 2 | 8,507,526,200 | 6,979,457.00 | 9,080,244,869 | 7,334,754.00 | \$355,297.00 | 5.09% |
| COUNTY: Current Expense | 8,611,499,998 | 8,695,139.07 | 9,189,147,456 | 8,942,615.16 | \$247,476.09 | 2.85% |
| COUNTY: Mental Health | 8,611,499,998 | 50,219.33 | 9,189,147,456 | 51,363.71 | \$1,144.38 | 2.28% |
| COUNTY: Dev. Disabilities | 8,611,499,998 | 50,219.33 | 9,189,147,456 | 51,363.71 | \$1,144.38 | 2.28% |
| COUNTY: Veteran's Relief | 8,611,499,998 | 50,851.37 | 9,189,147,456 | 52,010.15 | \$1,158.78 | 2.28% |
| COUNTY: Conservation Futures | 8,611,499,998 | 265,269.26 | 9,189,147,456 | 272,794.65 | \$7,525.39 | 2.84% |
| COUNTY ROADS: General | 5,955,074,390 | 4,329,528.51 | 6,382,481,538 | 4,464,470.26 | \$134,941.75 | 3.12% |
| COUNTY ROADS: Diversion | 5,955,074,390 | 620,000.00 | 6,382,481,538 | 620,000.00 | \$0.00 | 0.00% |
| CITY OF P.T.: General | 2,656,425,608 | 2,521,670.82 | 2,806,665,918 | 2,598,908.49 | \$77,237.67 | 3.06% |
| CITY OF P.T.: Library LID Lift | 2,656,425,608 | 1,182,944.15 | 2,806,665,918 | 1,219,026.10 | \$36,081.95 | 3.05% |
| CITY OF P.T.: Mt. View Bond* | 2,617,369,399 | 149,999.41 | 2,763,810,049 | 149,999.02 | -\$0.39 | 0.00% |
| CEMETERY DIST #1: General | 392,819,300 | 5,050.00 | 436,122,741 | 5,101.00 | \$51.00 | 1.01% |
| CEMETERY DIST #2: General | 537,207,156 | 15,249.98 | 589,275,765 | 15,521.89 | \$271.91 | 1.78% |
| CEMETERY DIST #3: General | 124,217,295 | 4,000.00 | 140,488,698 | 4,000.00 | \$0.00 | 0.00% |
| FIRE DISTRICT #1: General (Merged w/#3) | 7,341,805,574 | 6,538,069.48 | 7,793,705,759 | 10,202,180.49 | \$3,664,111.01 | 56.04% |
| FIRE DISTRICT #2: General | 552,508,866 | 492,674.58 | 607,419,226 | 499,932.12 | \$7,257.54 | 1.47% |
| FIRE DISTRICT #4: General | 393,651,000 | 369,710.86 | 436,968,741 | 655,453.11 | \$285,742.25 | 77.29% |
| FIRE DISTRICT #4: Bond* | 389,943,518 | 131,969.65 | 434,326,795 | 127,773.01 | -\$4,196.64 | -3.18% |
| FIRE DISTRICT #5: General | 132,751,395 | 127,001.39 | 141,549,679 | 130,421.97 | \$3,420.58 | 2.69% |
| FIRE DISTRICT #5: Bond* | 133,372,599 | 35,466.37 | 142,496,327 | 33,538.51 | -\$1,927.86 | -5.44% |
| FIRE DISTRICT #7: General | 4,285,922 | 1,500.00 | 4,524,485 | 1,500.00 | \$0.00 | 0.00% |
| FIRE DISTRICT #8: General (Clall/Jeff) | 123,796,767 | 140,123.32 | 140,009,850 | 156,813.09 | \$16,689.77 | 11.91% |
| FIRE DISTRICT #9: General (Clall/Jeff) | 5,676,238 | 2,878.00 | 5,728,868 | 2,744.20 | -\$133.80 | -4.65% |
| FIRE DISTRICT #1: E.M.S. (Merged w/#3) | 7,350,117,820 | 2,655,935.97 | 7,802,923,767 | 3,901,461.88 | \$1,245,525.91 | 46.90% |
| FIRE DISTRICT #2: E.M.S. | 557,347,693 | 278,673.85 | 612,960,437 | 283,996.79 | \$5,322.94 | 1.91% |
| FIRE DISTRICT #4: E.M.S. | 394,823,522 | 143,458.37 | 438,219,128 | 219,109.56 | \$75,651.19 | 52.73% |
| FIRE DISTRICT #5: E.M.S. | 135,220,166 | 54,336.95 | 144,254,658 | 57,264.69 | \$2,927.74 | 5.39% |
| FIRE DISTRICT #8: E.M.S. (Clall/Jeff) | 124,267,735 | 45,992.81 | 140,543,575 | 49,778.53 | \$3,785.72 | 8.23% |
| HOSPITAL DIST #1: General | 39,790,691 | 23,597.82 | 40,435,950 | 23,782.12 | \$184.30 | 0.78% |
| HOSPITAL DIST #2: General | 8,571,359,123 | 513,830.09 | 9,148,358,079 | 528,451.60 | \$14,621.51 | 2.85% |
| LIBRARY DIST #1: General | 5,955,074,390 | 1,914,931.32 | 6,382,481,538 | 1,967,139.26 | \$52,207.94 | 2.73% |
| PARK & REC DIST #1: General | 244,443,718 | 27,300.00 | 268,101,049 | 31,000.00 | \$3,700.00 | 13.55% |
| PORT OF P.T.: General | 8,611,499,998 | 1,092,315.98 | 9,189,147,456 | 1,123,298.77 | \$30,982.79 | 2.84% |
| PORT: IDD | 8,611,499,998 | 2,634,289.00 | 9,189,147,456 | 2,634,289.00 | \$0.00 | 0.00% |
| P.U.D. NO. 1: General | 8,611,499,998 | 586,401.23 | 9,189,147,456 | 597,549.16 | \$11,147.93 | 1.90% |
| SCHOOL DIST # 20: EP & O* | 14,000,471 | 17,264.99 | 14,627,554 | 11,354.63 | -\$5,910.36 | -34.23% |
| SCHOOL DIST # 46: EP & O* | 389,943,518 | 299,616.88 | 434,326,795 | 301,662.65 | \$2,045.77 | 0.68% |
| SCHOOL DIST # 48: EP & O* | 533,035,311 | 605,979.34 | 584,464,217 | 605,632.71 | -\$346.63 | -0.06% |
| SCHOOL DIST # 49: 2018 Capital Proj.* | 3,150,081,333 | 1,319,369.10 | 3,367,200,019 | 1,316,426.59 | -\$2,942.51 | -0.22% |
| SCHOOL DIST # 49: EP & O* | 3,150,081,333 | 2,147,106.97 | 3,367,200,019 | 2,162,335.99 | \$15,229.02 | 0.71% |
| SCHOOL DIST # 50: 2022 Capital Proj.* | 4,281,831,332 | 1,748,302.06 | 4,525,906,642 | 2,025,652.16 | \$277,350.10 | 15.86% |
| SCHOOL DIST # 50: 2016 Bond* | 4,281,831,332 | 2,799,453.02 | 4,525,906,642 | 2,833,973.64 | \$34,520.62 | 1.23% |
| SCHOOL DIST # 50: EP & O* | 4,281,831,332 | 3,450,999.22 | 4,525,906,642 | 3,612,005.57 | \$161,006.35 | 4.67% |
| SCHOOL DIST #323: 2021 Capital Proj.* | 113,902,193 | 51,822.36 | 129,195,127 | 56,134.54 | \$4,312.18 | 8.32% |
| SCHOOL DIST #323: EP & O* | 113,902,193 | 102,853.19 | 129,195,127 | 112,006.07 | \$9,152.88 | 8.90% |
| SCHOOL DIST #402: 1998 & 2009 Bond* | 26,101,350 | 36,169.41 | 26,122,769 | 32,285.58 | -\$3,883.83 | -10.74% |
| SCHOOL DIST #402: EP & O* | 26,101,350 | 24,129.34 | 26,122,769 | 21,389.37 | -\$2,739.97 | -11.36% |
| *TAV NOT INCLUDED | | | | | | |
| | TOTAL LEVY | \$68,539,117.15 | TOTAL LEVY | \$75,935,121.50 | \$7,396,004.35 | 10.79% |

